

Items specification Ver. 09/2023 V1.0

Folding door BOOK LINE
Model APOLLO



Book Line, folding and sliding doors.
Designed for big sizes.



Wings

Vertical-wing panels, 52mm thickness, consisting of two levelled and opposed steel sheets, galvanized with Sendzmir system, pre-lacquered and with Smooth finishing, laterally dovetail outlined in order to contain the gaskets. Coupling without thermal bridge between internal and external sheet with injected polyurethane foam. Internal tubular supporting frame in galvanized steel, created to stiffen the panel and safely fix the hinges. Upper and lower end of the panels closed by Sallox black tarnish aluminium profiles, upper sealing and ground sealing with brushes fixed on the profiles. Lateral ends of panels are provided with tubular rubber EPDM double lip gaskets ensure 50 mm space, for safety reasons, between wing and wing and between wing and jamb.

Glazed or Ventilated wings

Vertical-wing panels, 52mm thickness, consisting of two levelled and opposed steel sheets, galvanized with Sendzmir system, pre-lacquered and with Smooth finishing or Stucco embossed; laterally dovetail-outlined to contain the gaskets. Internal tubular supporting frame, in galvanized steel, created to stiffen the panel and safely fix the hinges and filling's frames.

Could be partial glazed, completely glazed, made with aluminium profiles, high thickness.

The upper and lower end of the panels are closed by Sallox black tarnish aluminium profiles, upper and ground sealing with brushes fixed on the profiles

The lateral ends of panels are provided with tubular rubber EPDM double lip gaskets that ensure 50 mm. space for safety between wing and wing and between wing and jamb.

Fillings available

Aluminium frame with panel 30 mm.

Double-glazed acrylic glass scratch-resistant 30 mm.

Double-glazed acrylic glass 30 mm.

Double-glazed tempered low-emission 5+18+5 mm.

Expanded sheet 15/10 ST 7,3.

Multiblade ventilation grille 30 mm.

Steel grilles 50x50x4.

Track

Double groove sliding track in lacquered black galvanized steel of 3 mm. thickness, with jib for the wing folding. The adjustable brackets assure the correct position of the track at any kind of installation. Available with motorisation or arrangement for future motorisation, "Single", "Double" or "Opposite" side folding.

Assembly and opening

Assembly in interior or exterior dimensions, installation for inwards or outwards opening. Wings collection at 90°

Standard equipments

Ground track sinking in the floor.

Trolleys with 4 nylon coated wheels with dustproof ball bearings.


Black lacquered die-cast aluminium hinges with bearings and pins of 20 mm


Black lacquered steel lever bolts with black lacquered galvanized steel closing rods. Galvanized steel floor strikers for lever bolt.

Black Nylon handle on the ledge wing.

Panel standard colour: External side White-Grey, Internal side White-Grey. Aluminium label with door identifying data, CE marked and main instructions. Assembly instructions, maintenance handbook including law certificates

Standard colours of coat





RAL 7016



Stucco C21




Stucco C81




Stucco C17



Stucco RAL 3000



Stucco RAL 5010



Stucco RAL 6005



Stucco RAL 9006



Stucco RAL 7016

external
wood-like



Golden Oak



Optional equipments

Standard colours lacquering available for the inside or for the outside only or for both sides.

Special colours lacquering available in Breda's RAL sample-card colours/Micaceous.

Inserted pedestrian door with ground step, inserted in the wing and with frame in Sallox black tarnish aluminium profiles, provided with lock (key included) plus inner and outer handle or push-bar anti-panic handle with 3 closing points with or without external lock.

Coupled glazed inspection windows 500mm with rubber EPDM gasket, round or rectangular with rounded corners.

Pre-lacquered aluminium ventilation grilles.

Pre-lacquered insulated upper stationary panel, available in the same colour of the coat.

Folding cover insulated filling panel, available in the same colour of the coat.

Mechanical devices

Ventilated gearmotor, single-phased or three-phased, CE marked, with thermal protection, permanent grease lubrication. Available with magnetic limit micro switch, pull box for electrical connections, drive motor release with lock for manual manoeuvres by unblocking lever, located in a place accessible to operators. Driving gear with chain and pinion, motor power 370 W (Single-Phased) and 370 W (Three-Phased). Opening and closing speed about 8 m/min. Motor unit position on the track.

Single-phased or three-phased switchboard with open-close-stop pushbutton, CE marked, emergency button, protection degree IP 54, 230V or 380V power supply, torque-limiting device, time limit switches. Drive to low-tension 24 V protected by 1,6 A and 2 A fuses, to be used also for power supply of all safety accessories. Possible functions: automatic, semi-automatic or "dead man" control; timer for automatic closing; stop and reversing system in case the photocells are working, safety rib or other devices. Door-closing safety device, padlock not included.

Further safety devices

Yellow beacon flashing light.
Pair of ultraflat high-sensitive photocells.
Outdoor key selector Open-Close-Stop.
Microswitch.