

GARADOR
The Garage Door People

FrontGuard Steel Entrance Doors

NEW FGS 820 FrontGuard 65 door model and a selection of new colours







Introducing the FrontGuard collection	4
High thermal insulation and security	5
FrontGuard 46 and FrontGuard 65 features	6
Modern designs	9
Contemporary designs	10
Classic designs	11
The perfect match	12
Handle options	13
Glazing options	14
Matching side elements	15
Features and colours	16
The Garador range	18

Since the company's policy is one of continuous improvement of its products, we reserve the right to make any alterations. Copyright. No part of this brochure may be copied or reproduced without our prior written permission.

Our doors are for residential purposes only and not for commercial use.

Introducing the FrontGuard collection

Modern
(see page 9)



Contemporary
(see page 10)



Classic
(see page 11)



High thermal insulation

We offer two insulation options, the 46 mm FrontGuard 46 and the 65 mm FrontGuard 65. These doors provide excellent thermal insulation with U-values down to $1.1 \text{ W/m}^2\cdot\text{K}$ for FrontGuard 46 doors and $0.87 \text{ W/m}^2\cdot\text{K}$ for FrontGuard 65 doors. This is achieved through a heavily insulated door panel, thermal breaks built into the frame and rubber seals on both the door leaf and frame.



Security for peace of mind

All doors are manufactured with 5-point locking as standard, to provide extra security. All doors are fitted with 3 additional security bolts on the hinges, making it practically impossible to force the door open. RC2 security equipment as standard.



Choose from two variations of FrontGuard door



Choose from two variations of entrance door, FrontGuard 46 or FrontGuard 65. Our FrontGuard 46 doors provide excellent thermal performance and FrontGuard 65 has a further enhanced design.



Break in resistance

The FGS 700 / 900 / 010 / 015 and 100 FrontGuard door models come optionally without side elements and transom lights with RC2 equipment. The FrontGuard 65 range, including those with side elements and transom lights, are available with RC2 equipment as an option. The doors are also approved for fitting either opening inwards or outwards of the opening.



	FrontGuard 46 Features		FrontGuard 65 Features	
1 Thermal Insulation		PU-foam filled 46 mm door leaf and thermal break built into panel design, provides excellent thermal insulation with U-values as low as 1.1 W/m ² ·K.		PU-foam filled 65 mm door leaf and thermal break built into panel design, provides excellent thermal insulation with U-values as low as 0.87 W/m ² ·K.
2 Frame		The 60 mm aluminium frame also has a thermal break built into its design to maintain a high thermal performance. Available in rounded frame (shown) or rectangular frame version.		The 80 mm aluminium frame also has a thermal break with insulating PU foam, built into its design to maintain a high thermal performance. Available in rounded frame (shown) or rectangular frame version.
3 3 way adjustable hinges		Fully adjustable 3 way hinges can be perfectly adjusted for a door that is lightweight in operation and seals perfectly. 3 additional security bolts make it practically impossible to force the door open. Aluminium hinge caps provide a sleek finish.		
4 5-point security lock		2 conical swing bolts, 2 security bolts and 1 additional lock bolt all engage into the frame's lock plates whilst pulling the door further into the frame seals for maximum security. Features soft lock latch to close door quietly.		
5 Internal handle		A stainless steel internal handle provides a quality robust feel to the door and the matching profile cylinder is supplied with 5 keys as standard.		
6 Seals		A 20 mm threshold, constructed from aluminium and plastic, as well as double rubber seals on the bottom of the door helps to minimise heat loss.		A 20 mm threshold, constructed from aluminium and plastic, as well as triple rubber seals on the bottom of the door helps to minimise heat loss.



Modern designs

Our modern design FrontGuard doors have a superb high gloss surface finish. A flush fitting appearance on the interior and exterior, as well as a stainless steel glazing frame, underscore the door's elegant look.



FGS 600



FGS 700



FGS 750



FGS 800



FGS 810



FGS 820



FGS 850



FGS 900

Contemporary designs

The contemporary series of FrontGuard steel entrance doors feature modern accents to provide a new and contemporary design. A harmonious door appearance is created with a round-style composite glazing frame.



FGS 010



FGS 015




FGS 515



FGS 020



FGS 025



FGS 030



FGS 040

Classic designs

With their traditional appearance, our Classic design FrontGuard doors complement both modern and more traditional architecture. The profile style, with its composite glazing frame, perfectly blends in with the classic panel look.



FGS 100



FGS 200



FGS 400



FGS 410 *



FGS 430 *



Consider the position of your entrance door. If it leads into a hallway which lacks natural light, a glazed door model might be preferable. But if you live in a busy urban street, a door without windows gives you more privacy.

* Only available in White (RAL 9016)

The perfect match

The wide range of designs, colours and glazing options allow you to create an entrance door that perfectly matches your property. We also offer a range of garage doors to complement your entrance door.



Handle options



Stainless steel handle	FGS 600 / 700 / 750 / 800 / 810 / 820 / 850 / 900
1000 mm long	All Modern door designs come complete with a 1000 mm long robust bar handle made from high quality stainless steel which blends perfectly with the design elements of the door.

Stainless steel handle	FGS 010 / 015 / 515 / 020 / 025 / 030 / 040 / 410 / 430
330 mm long	As standard, the exterior of all Contemporary door designs and some Classic door designs are equipped with a stainless steel handle bar handle 330 mm long. A perfect combination in terms of shape and material.



Lever handle	FGS 100 / 200 / 400
Lever handle set available in silver	



Lever / knob handle	FGS 100 / 200 / 400
Lever/knob handle set available in silver	

Glazing options

Our glazed FrontGuard 46 and FrontGuard 65 entrance doors feature high quality, insulated laminated safety glass. Please refer to individual door models on page 16 for the full range of glazing options available.




Sand blasted Float glass

standard on Modern doors



Clear Float glass

standard on Modern doors



Mastercarré design

standard on Contemporary doors except FGS 040



Ornamental glass

standard on FGS 040



Hammered glass

standard on Classic doors


Triple Glazed



Double Glazed

All FrontGuard 65 doors come with triple pane insulated glazing. FrontGuard 46 doors are supplied with double glazing.

Matching side elements and transom lights

Each FrontGuard 46 entrance door can be supplied with a matching side element and /or transom light. FrontGuard door side elements and transom lights have double-pane insulated glazing, whilst FrontGuard 65 doors have triple-pane insulated glazing.






 <div>High Thermal Insulation</div>	<div>Modern</div> <div></div>								
	Door								
	FrontGuard 46 U-value [down to ... W/m²·K]	-	1.2	1.2	-	-	-	-	1.2
	FrontGuard 65 U-value [down to ... W/m²·K]	1.0	0.98	0.95	0.93	0.97	0.95	0.97	0.96
	Glass type	Sand blasted with clear stripes							
	Overall frame [width x height in mm] Standard sizes [width x height in mm]	1000 x 2100 1100 x 2100							
	Special size range width [in mm]	700 - 1250					800 - 1250		
	Special size range height [in mm]	1875 - 2250							
	Colours and surface finish								
	White RAL 9016								
White aluminium RAL 9006									
Grey White RAL 9002									
Cream RAL 9001									
Terra brown RAL 8028									
Clay brown RAL 8003									
Window grey RAL 7040									
Quartz grey RAL 7039									
Dusty grey RAL 7037									
Light grey RAL 7035									
Anthracite grey RAL 7016									
Slate grey RAL 7015									
Basalt grey RAL 7012									
Moss green RAL 6005									
Pigeon Blue RAL 5014									
Gentian Blue RAL 5010									
Purple red RAL 3004									
Ruby red RAL 3003									
Flame red RAL 3000									
Light Ivory RAL 1015									
Grey Aluminium CH 907									
Timber-effect Golden Oak									
Timber-effect Winchester Oak									
Timber-effect Dark Oak									
Timber-effect Night Oak									
Titan metallic effect									
Side element									
Infill	Glass, clear or sand-blasted to choose								
Standard size [width x height in mm]	400 × 2100								
Special size range width [in mm]	300 - 1000								
Special size range height [in mm]	1875 - 2250								
Transom light									
Infill	Glass, Float clear or sand-blasted to choose								
Special size range width [in mm]	700 - 2250								
Special size range height [in mm]	300 - 500								



View the full range of Garador garage doors

We also offer a range of Garador garage doors to perfectly match your FrontGuard entrance door. All Garador garage doors have been developed with reliability, safety and security in mind.

We offer an extensive choice of up & over, side hinged, sectional and roller garage doors, each engineered with a different design so you are sure to find the right solution for your home. To find the right garage door for your home, please ask for the full Garador brochure range.



GARADOR

The Garage Door People



Garador is the UK's leading manufacturer of garage doors and operators, with an ultra-modern production facility located in Somerset. We use German engineering expertise to produce highly sophisticated doors and operators. By purchasing a Garador product you can be assured of the highest level of quality, safety and security. With a nationwide network of stockists, installers and service technicians we are an ideal partner for your project.