



[www.gdsdoors.eu](http://www.gdsdoors.eu)

## Sectional & Roller Garage Doors



**Designed for your Life.**



# Garage Door Systems

## Quality Without Compromise





[www.gdsdoors.eu](http://www.gdsdoors.eu)

## Index

About Garage Door Systems	04
Sectional garage doors explained	06
Sectional garage door designs	
L-Rib (Large Rib)	10
M-Rib (Medium Rib)	14
S-Rib (Small Rib)	22
Georgian	26
Coach House	34
Timber	40
Sectional garage door key details	44
Sectional garage door options	46
Single skin roller doors	48
Automation and accessories	56
Technical information	60
Caring for your door	63





## Garage Door Systems

Safe, Reliable Garage Doors & Automation...from a brand you can trust

### Exceeding customer expectations for over 20 years

Garage Door Systems is a firmly established privately-owned company that carries the added strength & respect of a number of leading world class partners. All of our garage doors are manufactured and assembled onsite providing you with the very best in terms of design, functionality, reliability and safety.

At Garage Door Systems we are very focused on the requirements of each of our customers and we manufacture made-to-measure garage doors that are not only safe & secure but also backed up with the reassurance of a comprehensive warranty and aftersales service providing additional peace of mind. Putting our customers at the centre of everything we do has been fundamental to our growth over the past 20 years.

### Preoccupation with Quality

At Garage Door Systems we are synonymous with utilising only the highest quality materials throughout our manufacturing processes. Our garage door range is characterised by its superior build quality, extensive range, excellent thermal efficiency and enhanced security, safety & convenience features.

### Scandinavian Engineering

In partnership with leading Scandinavian engineering company Lobas we have designed and developed our unique sectional garage door track system. With cutting edge design and engineering capabilities, we are committed to a programme of continuous improvement with direct input from our customers.



### Quality Automation - Making Life Easier

Garage Door Systems are the UK's main distribution and service centre for Chamberlain LiftMaster garage door automation products. The Chamberlain Group, Inc. is the world's largest manufacturer of residential and commercial operators and leads the industry in terms of product innovation and quality.



### Factory Trained Garage Door Specialists

We supply our doors through professional factory trained garage door specialists who will ensure you receive the very best in terms of installation and service. For details of your local installer visit [www.gdsdoors.eu](http://www.gdsdoors.eu).

## The GDS Promise

“As a manufacturer & supplier we are determined to build on our established reputation as one of the industry leaders for customer care and quality products. We will continue to grow by exceeding our customers' expectations at every opportunity and further establish ourselves as a reliable partner for the future.”

**Peter Doherty, Managing Director  
Garage Door Systems Ltd**

# manufacturing garage doors for over 20 years



Single Skin Roller Door Black - GDS unique broad profile design.



Extensive Sectional Door Range.



Single Skin Roller Door Manufacturing.

## Sectional Garage Doors

### The optimum solution for your garage

Sectional garage doors are widely regarded as the perfect solution for your garage opening; they are extremely secure, reliable and also offer the highest levels of insulation. This is particularly important if your garage is attached to your house. The smooth vertical operation of our sectional doors, combined with colours, styles and automation options will ensure you find the perfect design for your home.

#### ✓ **Peace of Mind**

At Garage Door Systems we provide a wide variety of sectional garage doors & automation products that are not only safe & secure but also backed up with a comprehensive warranty. Professional after sales service provides you with additional peace of mind. See [www.gdsdoors.eu](http://www.gdsdoors.eu) for full warranty and terms and conditions.



#### ✓ **Independent Testing & Certification**

Our sectional doors have undergone independent testing by the SP Technical Research Institute in Sweden.



#### ✓ **CE Marked**

Our Sectional Garage Doors are CE marked and comply with the rigorous European Safety Standards of EN13241-1. This is our commitment to providing you with quality products that are safe, secure and durable.



#### ✓ **Made to Measure**

All of our sectional doors are made-to-measure with no extra lead times on sectional doors up to 5.5m x 3.6m.



#### ✓ **Vertical Operation – Full Use of Space Infront of Your Garage**

The vertical action of a GDS sectional garage door enables you to utilise all the available space on your driveway.




Available in any  
RAL or BS colour.

#### ✓ **Draught Proof & Insulated**

Our sectional garage door range not only looks appealing but also offers outstanding performance in all weather conditions. Constructed from thick double steel skin sections, the panels are filled with dense insulation which minimises heat loss through your door. The strength of the panel along with robust weather seals that surround the door provide enhanced security and protection against the elements. They also help prevent wind, moisture, debris & vermin from entering your garage.

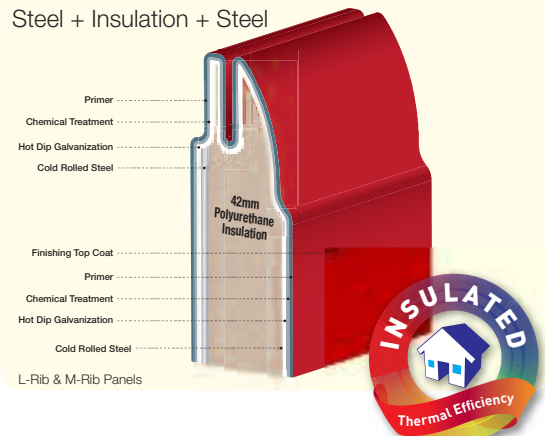
#### **Draught Proof**

Full perimeter weather seals.



#### **Insulation**

Steel + Insulation + Steel





### ✓ Automation

Our sectional garage doors can also be automated from our extensive range of LiftMaster operators, providing additional safety, security and convenience.



### ✓ Pinch Resistant


Pinch resistant sections protect little fingers and big ones too!

#### KEY FEATURE



### ✓ A Solution for Every Opening

There are many various shapes of garage door openings which can sometimes restrict the type of garage door you are looking to install. However, as a sectional door can be fitted behind your garage aperture, the shape of your garage opening should not restrict this particular garage door application.



### ✓ Springs Calculated to Minimum 10,000 Cycles

GDS sectional doors are supplied with robust torsion spring assembly which provides reliable assisted lifting. Each of our doors also incorporates an anti-drop safety device which prevents the door from dropping should you ever experience a cable or spring failure.



### ✓ Security

Security is inherent at every stage of our sectional garage door design. Full Length Vertical Steel Guides provide the utmost rigidity and dual lock points provide excellent protection against forced entry on manual doors. On automatic doors the operator acts as a positive lock, which further increases the security of your door.

### ✓ Extra Drive-Through

Fitting your sectional door behind the aperture can gain you valuable drive through width making it easier to park larger vehicles. This design allows for maximum headroom within the garage, the ideal installation for 4x4s and MPVs.



### ✓ Design, Colour & Window Options

When it comes to selecting your garage door GDS has the widest choice of designs, colours and window options ensuring the perfect garage door for your life.

**Standard and custom doors can also be manufactured and supplied with the fastest turnaround times in the industry.**

#### FACT








# Sectional Garage Door Options


Design options for all tastes - choose your door in 3 easy steps

1. Style

2. Finish

3. Colour

42 mm Insulation	<div>L-Rib</div> <div>(Page 10-13)</div>	<div>SMOOTH FINISH</div>	<div>ANTHRACITE GREY FOIL</div>	<div>WHITE</div>	<div> available in any RAL or BS colour.</div>
	<div>M-Rib</div> <div>(Page 14-21)</div>	<div>SMOOTH FINISH</div>	<div>GOLDEN OAK FOIL</div>	<div>ROSEWOOD FOIL</div>	<div>ANTHRACITE GREY FOIL</div>
42 mm Insulation	<div>S-Rib</div> <div>(Page 22-25)</div>	<div>WOODGRAIN FINISH</div>	<div>WHITE</div>	<div>BLACK</div>	<div> available in any RAL or BS colour.</div>
		<div>WOODGRAIN FINISH</div>	<div>WHITE</div>		<div> available in any RAL or BS colour.</div>
35 mm Insulation	<div>Georgian</div> <div>(Page 26-33)</div>	<div>WOODGRAIN FINISH</div>	<div>WHITE</div>		<div> available in any RAL or BS colour.</div>
35 mm Insulation	<div>Coach House</div> <div>(Page 34-39)</div>	<div>WOODGRAIN FINISH</div>	<div>WHITE</div>		<div> available in any RAL or BS colour.</div>
35 mm Insulation					



We also have the widest variety of window options on the market. See individual models for details.



**Vertical operation -  
utilise all the available  
space on your drive.**



**S-Rib White Woodgrain.**



# L-Rib Large Rib

The **L-Rib design** with its clean lines and broad profile is the perfect panel for complementing today’s contemporary architecture. Its subtle yet striking appearance blends perfectly with modern architecture as well as many traditional homes.



1



2

- 1 Draught Proof & Insulated –** Full perimeter seals help keep the weather outside where it belongs.
- 2 Vertical Operation –** Our sectional doors lift vertically and follow the ceiling within your garage.



3



4

- 3 Automation –** Can also be automated for enhanced safety, security and convenience.
- 4 Maximum Drive Through –** Sectional garage doors can allow for maximum headroom and sideroom within the garage, the ideal installation for 4x4s and MPVs.



## L-RIB KEY DETAILS



Size Availability	Up to 18' (5586mm) x 12' ( 3657mm)
Performance Features	Compliant with European Safety Legislation EN 13241-1
Heat Insulation (Through the section)	U-value - 42mm Polyurethane Door Panel = .51(W/M2k) polyurethane is minimum 95% closed cell, 35-40Kg/M3
Finish Options	Smooth Finish
Colour Options	Anthracite Foil and Factory Finished White Any RAL or BS Colour
Window Options	Stainless Steel Porthole or Square Windows

**Made-to-Measure**  
All Garage Door Systems doors are made-to-measure with no extra lead times.





L-Rib Anthracite Grey Foil.

## contemporary appearance unsurpassed quality

GDS L-Rib doors consist of extremely robust 42mm thick, double steel skin sections with industry leading polyurethane insulation.

### L-Rib Foil Finish

#### Anthracite

SMOOTH  
FINISH



\*L-Rib available in any RAL or BS colour.

#### New Anthracite Grey Foil Laminate

The L-Rib garage door in anthracite grey foil has a special metallic finish delivering the ultimate in style & quality. With its clean lines and exceptional finish this garage door is understated yet aesthetically unsurpassed.

#### Glazing options available on L-Rib

Add some visual appeal to your home with our contemporary stainless steel square & porthole glazing options with clear glass.



Porthole



Square



Available in:  
Smooth White  
Smooth Anthracite Foil  
Any RAL or BS colour\*

Operation:  
Manual or automation available



### L-Rib Smooth Finish

#### White

SMOOTH  
FINISH



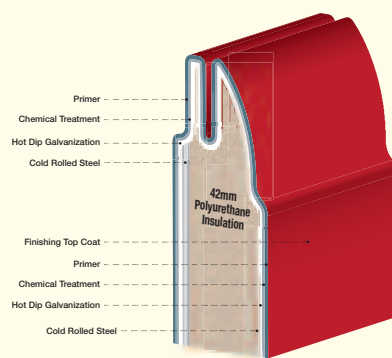
#### White Smooth Finish

The L-Rib garage door is also available in white as standard. This garage door delivers exceptional quality & style.

**5**

FIVE YEAR FINISH  
WARRANTY ON ALL  
CUSTOM PAINTED  
& FOIL DOORS

#### 42mm Insulated



**Windows** - are positioned at left hand side when viewed from the outside unless otherwise specified.

\*As with all smooth face garage doors, darker colours are especially prone to showing imperfections or "waves" across the surface.





Custom Painted L-Rib RAL 7037.

**Easy to maintain. An occasional wash is all that's required.**




White L-Rib with Stainless Steel Square Windows.

Windows specified right hand side as viewed from the outside.

# M-Rib Medium Rib

Available in a range of colours the **M-Rib** panel offers an interesting alternative to the more traditional style garage door. With centre ribs this model is simple in appearance and lends itself to a broad spectrum of architecture.



- 1 Draught Proof & Insulated –** 42mm polyurethane insulation helps keep the weather outside where it belongs.
- 2 Vertical Operation –** Utilise all the available space on your driveway.



- 3 Automation –** Can also be automated for additional safety, security and convenience.
- 4 Maximum Drive Through –** Sectional garage doors can allow for maximum headroom and sideroom within the garage, the ideal installation for 4x4s and MPVs.



## M-RIB KEY DETAILS



<b>Size Availability</b>	Up to 18' (5586mm) x 12' ( 3657mm)
<b>Performance Features</b>	Compliant with European Safety Legislation EN 13241-1
<b>Heat Insulation</b> (Through the section)	U-value - 42mm Polyurethane Door Panel = .51(W/M2k) polyurethane is minimum 95% closed cell, 35-40Kg/M3
<b>Finish Options</b>	Smooth Finish and Woodgrain
<b>Colour Options</b>	Anthracite Grey, Golden Oak and Rosewood Foils - Smooth Black and White Factory Finished - Woodgrain Embossed Any RAL or BS Colour
<b>Window Options</b>	Stainless Steel Porthole or Square Windows

**Made-to-Measure**  
All Garage Door Systems doors are made-to-measure with no extra lead times.





M-Rib Anthracite Grey Foil.

16

## simple clean appearance unsurpassed quality

Our M-Rib doors consist of extremely robust 42mm thick, double skin steel sections with industry leading polyurethane insulation.

### Available in:

Black Woodgrain  
White Woodgrain  
Anthracite Foil  
Golden Oak Foil  
Rosewood Foil  
Any RAL or BS colour


### Operation:

Manual or automation available



## M-Rib Woodgrain Finish

### Black Woodgrain



WOODGRAIN  
FINISH

### White Woodgrain



WOODGRAIN  
FINISH

### Black & White Woodgrain

This robust panel is perfect for complementing a wide spectrum of traditional and contemporary homes. At Garage Door Systems we have offered the colour black since our inception and it is fast becoming our most popular colour.



Available in any  
RAL or BS colour.

## M-Rib Foil Finish

### Anthracite



SMOOTH  
FOIL FINISH

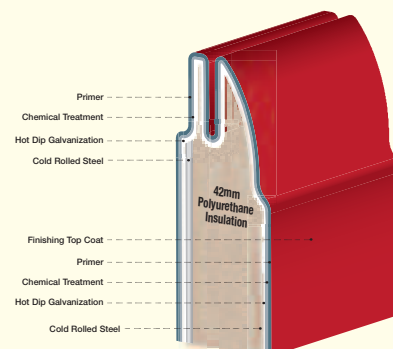
5

FIVE YEAR FINISH  
WARRANTY ON ALL  
CUSTOM PAINTED  
& FOIL DOORS

### NEW Anthracite Grey Foil Laminate

This garage door style with its special metallic finish is extremely contemporary yet understated and is a perfect fit for many modern projects as well as traditional homes.


### 42mm Insulated





**M-Rib Black Woodgrain.****Glazing options available on M-Rib**

Add visual appeal to your home with our contemporary stainless steel square & porthole glazing options with clear glass.

**Porthole****Square**

Windows specified right hand side as viewed from the outside.



Available in:  
Golden Oak Foil  
Rosewood Foil

Operation:  
Manual or automation available

## wood-look UV resistant foil designs



The GDS Golden Oak & Rosewood M-Rib foil doors achieve the warm appearance of timber with all the advantages and low maintenance of a steel door. This garage door is produced with a UV resistant foil surface providing excellent protection against the elements

**Golden Oak**

SMOOTH  
FOIL FINISH



**Rosewood**

SMOOTH  
FOIL FINISH



**Perfect for complementing UPVC windows and doors.**

42mm polyurethane insulation

Full perimeter seals  
surround the door  
keeping the  
elements outside  
where they belong



**M-Rib Golden Oak**





M-Rib Rosewood Foil.

#### Smooth High Grade Golden Oak & Rosewood Foil Laminate

These panels are the perfect complement for modern and traditional architectural settings. The UV resistant foil finish delivers a true timber effect with all the advantages of a durable steel insulated garage door.



For window options see page 17



M-Rib Golden Oak Foil.

Easy to clean on the outside.

**m-rib doors**  
superior insulation for integrated garages.

42mm polyurethane insulation - ensures maximum heat retention, particularly important if you have a room above the garage



M-Rib White Woodgrain.

U-value .51 (W/M2K).  
(Through the section)



M-Rib Black Woodgrain.



M-Rib Black Woodgrain with  
Diamond Decra Lead Windows.



You can also incorporate any  
of the windows from our  
Decra range – see page 33.

**42mm insulation. Keeps  
the weather outside  
where it belongs.**

# S-Rib Small Rib

This popular ribbed design is understated and achieves a classic look that is both simple yet appealing. The weatherguard **S-Rib** is an insulated panel with slender ribs and is offered in embossed white woodgrain texture as standard, however it can be custom painted to any RAL or BS colour.



1



2



3



4

- 1 Draught Proof & Insulated –** Full perimeter seals & 35mm insulation helps keep the weather outside where it belongs.
- 2 Vertical Operation –** Utilise all the available space on your driveway.
- 3 Automation –** Can also be automated for additional safety, security and convenience.
- 4 Maximum Drive Through –** Sectional garage doors can allow for maximum headroom and sideroom within the garage, the ideal installation for 4x4s and MPVs.

## S-RIB KEY DETAILS



Size Availability	Up to 18' (5486mm) x 12' (3657mm)
Performance Features	Compliant with European Safety Legislation EN 13241-1
Heat Insulation (Through the section)	U-value - 35mm Polystyrene Door Panel = .60 (W/M2k)
Finish Options	Woodgrain Embossed
Colour Options	White Factory Finish Any RAL or BS Colour
Window Options	Narrow Line Windows or rectangular (page 33)

**Made-to-Measure**  
All Garage Door Systems doors are made-to-measure with no extra lead times.





Available in any RAL or  
BS colour. Bring your  
home to life.

S-Rib Woodgrain Custom Painted RAL 9001.



Available in:  
White Woodgrain  
Any RAL or BS colour

Operation:  
Manual or automation available

### minimalist subtle design unsurpassed quality


Our S-rib door with its fine woodgrain effect design consists of extremely robust 35mm thick, double skin steel sections with excellent insulating properties.



S-Rib Woodgrain Custom Painted Anthracite Grey RAL 7016.




S-Rib White Woodgrain.



S-Rib Custom Painted Black RAL 9005.



### S-Rib Weatherguard

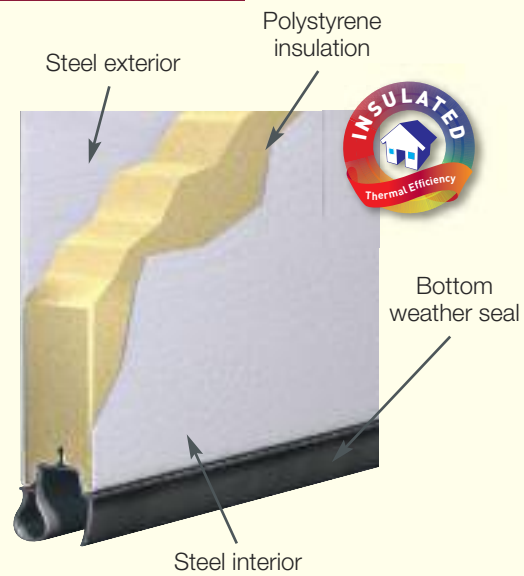


#### Glazing options available on S-Rib

Add some visual appeal to your home with our narrow line glazing option. You also have the choice of inserting any of the windows shown on page 33 within the weatherguard range.



### 35mm Insulation



Available in any RAL or BS colour.

#### Triple-Layer: Steel + Insulation + Steel

- Heavy-duty exterior and interior steel
- Durable, reliable, low maintenance
- Environmentally safe polystyrene thermal insulation
- Superior energy efficiency
- Extra quiet operation
- Primer Coat
- Hot Dip Galvanization
- Tough polyester Top Coat

# 5

**FIVE YEAR FINISH  
WARRANTY ON ALL  
CUSTOM PAINTED DOORS**



S-Rib Custom Painted RAL 7040.

# Georgian

## Weatherguard insulated

## Stratford single skin

The **GDS Georgian** profile is a timeless traditional design with an embossed woodgrain finish. This classic offering is available in either insulated or single skin panels and comes in white as standard, but can be custom painted to any RAL or BS colour.



1



2



3



4

**1 Draught proof & Insulated –** Full perimeter weather seals and 35mm insulation (Weatherguard only) helps keep the weather outside where it belongs.

**2 Vertical operation –** Utilise all the available space on your driveway.

**3 Automation –** Enhanced safety, security & convenience. Built in safety feature; door stops and reverses if it encounters an obstruction.

**4 Maximum Drive Through –** Sectional garage doors can allow for maximum headroom and sideroom within the garage, the ideal installation for 4x4s and MPVs.

### GEORGIAN WEATHERGUARD & STRATFORD KEY DETAILS



#### Size Availability

Georgian Weatherguard  
Georgian Stratford

Up to 18' (5586mm) x 12' (3657mm)  
Up to 8' (2438mm) x 12' (3657mm)

#### Performance Features

Compliant with European Safety Legislation EN 13241-1

#### Panel Options

Georgian Weatherguard - 35mm insulation  
Georgian Stratford - single skin

**Heat Insulation** Georgian Weatherguard only  
(Through the section)

U-value - 35mm insulated Door Panel = .60 (W/M2k)

#### Finish Options

Woodgrain Embossed

#### Colour Options

White Factory Finish  
Any RAL or BS Colour

#### Window Options

The widest selection of windows on the market (21 designs)

#### Made-to-Measure

All Garage Door Systems doors are made-to-measure with no additional lead times.





Quality inherent at  
every stage.

Custom Painted Georgian Weatherguard RAL 9001.

Available in:  
White Woodgrain  
Any RAL or BS colour


Operation:  
Manual or automation available

## classic georgian design exceptional finish & quality

The fine woodgrain surface with the deep profiled Georgian panel gives the GDS Georgian sectional door an unmistakably high quality appearance that complements traditional settings beautifully.




WOODGRAIN  
FINISH



### HANDLE PLACEMENT

On manually operated Georgian doors with an uneven number of panels the handle will be offset to the left unless otherwise specified.  
On doors with even panels the handle will be placed in the centre.

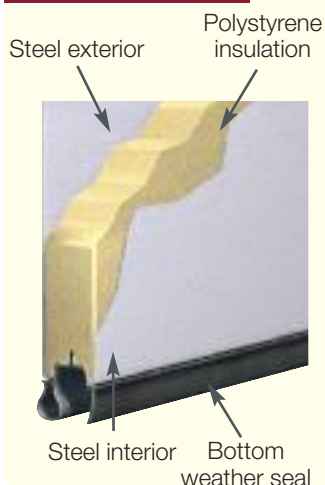


### SINGLE SKIN DOORS

Designed as a secure, draught proof alternative to the old-fashioned one-piece doors, stay within your budget while enjoying all the benefits of a modern sectional garage door.

## Georgian Weatherguard

### 35mm Insulation



### Triple-Layer:

#### Steel + Insulation + Steel

- Heavy-duty exterior and interior steel
- Durable, reliable, low maintenance
- Environmentally safe polystyrene thermal insulation
- Superior energy efficiency
- Extra quiet operation
- Primer Coat
- Hot Dip Galvanization
- Tough polyester Top Coat



## Georgian Stratford

### Single Skin



### Single Skin Steel

- Heavy-duty 0.50mm exterior steel
- Durable, reliable, low maintenance
- Primer Coat
- Hot Dip Galvanization
- Tough polyester Top Coat





Georgian Weatherguard White.

Perfect for traditional  
architectural settings.



### Traditional Georgian design with a touch of individuality



Georgian Weatherguard with Stockton Decra Trim Windows.

### Vertical Operation – Full Use of Space in front of Your Garage


The vertical action of a GDS sectional garage door enables you to utilise all the available space on your driveway.



Georgian Weatherguard with Vista Lead Windows.



**unrivalled colours –  
doors with personality**



31



**Add a touch of individuality with any RAL or BS colour with industry leading turn around times.**

**FACT**

Each door that we manufacture at GDS is made-to-measure and can be custom painted to any RAL or BS colour enabling you to achieve a look individually tailored to your home.

Georgian Weatherguard Custom Painted RAL 6005.



Georgian Weatherguard Custom Painted Golden Oak (wind-o-wood).

#### **Custom Painted Golden Oak & Rosewood**

The rich look of timber and the durability of steel. All our woodgrain sectional doors can be ordered in this unique handcrafted wind-o-wood paint finish in either Golden Oak or Mahogany.

Available in any  
RAL or BS colour.





## georgian window options add a touch of individual style & elegance

Garage Door Systems offers the widest choice of window options with no extra lead time enabling you to create a bespoke look that lends itself perfectly to your home. Assembled with toughened glass, our obscure windows allow light to enter your garage without compromising security.



Cascade



Plain Glazed



Wagonwheel (4 &amp; 6 panel)



Cathedral



Sunray (for 4 panel wide doors only)

### AVAILABLE IN 21 WINDOW DESIGNS

Window frames are custom painted with custom colour doors. All our windows are glazed with Pilkington™ Toughened Safety Glass (Glass ABS 6206: 1981).



Stockton



Waterford



35mm Georgian Weatherguard with Waterford Decra Trim Windows.



## Beauty and variety

We have an unrivaled range of windows to suit your taste and needs. All our windows are glazed with Toughened Safety Glass (Glass ABS 6206: 1981). Products marked \* are translucent, tempered glass.

### Decra Trim™ Windows

Add visual interest to your windows with a variety of colour-matched, easy-to-snap-in Decra Trim™ inserts. Glazing is dimpled opaque glass to allow light into your garage without comprising security.



Waterford

Plain glazed window

Stockton

Cathedral

Cascade



Sunray (for 4 panel wide doors only)



Wagonwheel (for 4 or 6 panel wide doors only)

### Decra Lead™ Windows

Enhance your windows with one of our stylish leaded patterns.



Austrian

Georgian

Crystal

Swiss

Diamond

Vista

### Decra Glass™ Windows

Add a touch of elegance with Decra Glass or add flair with a splash of colour.



Rose

Tulip

Bluebell



Pearl Drop

Tiara

\*Chalet (Brass inlay &amp; etched design)

# Coach House

Garage Door Systems offer this classic **Coach House** design as an insulated sectional door. The distinctive look of a traditional handmade coach house door is achieved in a modern low maintenance sectional door that won't crack warp or split.



1



2



3



4

- 1 Draught Proof & Insulated –** Full perimeter seals & 35mm insulation helps keep the weather outside where it belongs.
- 2 Vertical Operation –** Utilise all the space on your driveway.

- 3 Automation –** Enhanced safety, security & convenience.
- 4 Maximum Drive Through –** Sectional garage doors can allow for maximum headroom and sideroom within the garage, the ideal installation for 4x4s and MPVs.



## COACH HOUSE KEY DETAILS



Size Availability	Up to 10' (3048mm) x 12' (3657mm)
Performance Features	Compliant with European Safety Legislation EN 13241-1
Heat Insulation (Through the section)	U-value - 35mm insulated Door Panel = .60 (W/M2k)
Finish Options	Woodgrain Embossed
Colour Options	Factory Finished White Any RAL or BS Colour
Window Options	The widest selection of windows on the market (13 designs)

**Made-to-Measure**  
All Garage Door Systems doors are made-to-measure with no extra lead times.



**Coach House: Stockton Windows with handles & hinges.**



The distinctive look of traditional hand-made Coach House doors in a modern, low maintenance sectional door.

Available in:  
White  
Any RAL or BS colour

Operation:  
Manual or automation available

## coach house collection

The distinctive look of traditional hand-made coach house doors in a modern, low-maintenance sectional door. With multiple style variations and 13 window options you can choose a style as simple or ornate as you like.



**AVAILABLE IN**  
**42 DESIGN COMBINATIONS**  
**13 WINDOW DESIGNS**

**5**  
FIVE YEAR FINISH  
WARRANTY ON ALL  
CUSTOM PAINTED DOORS

### Style variations

#### Plain



Available in any  
RAL or BS colour.

#### Lock Handles and Hinges



Sturdy steel lock handles for manual doors.

#### Decorative Handles and Hinges

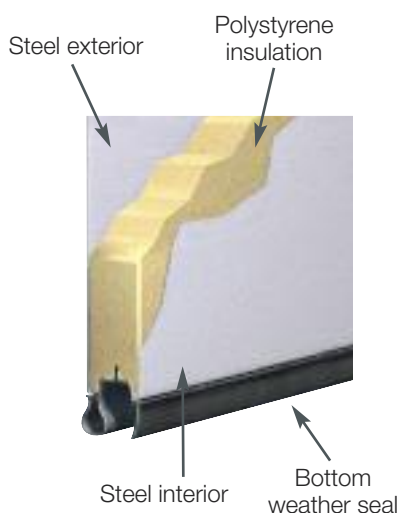


Decorative handles and hinges are galvanised, powder-coated and pebble textured for the traditional look of hand hammered hardware.

#### Handles & Hinges



#### Handles & Hinges with Windows



#### Triple-Layer: Steel + Insulation + Steel

- Heavy-duty exterior and interior steel
- Durable, reliable, low maintenance
- Environmentally safe polystyrene thermal insulation
- Superior energy efficiency
- Extra quiet operation
- Primer Coat
- Hot Dip Galvanization
- Tough polyester Top Coat

#### Note 7' (2130mm) wide doors

These are available as three panel configuration. For windows see page 33.







37

**Coach House White Woodgrain: Handles & Hinges with Stockton Windows.**

### Decra-trim



Plain Glazed



Wagon Wheel



Sunray (not available on 7' wide doors)



Cathedral



Stockton



Waterford



Cascade

### Decra-lead



Austrian

Diamond



Georgian

Crystal

### Decra-glass



Chalet (Brass inlay and Etched design)

Pearl Drop (Bevelled glass diamonds)

### KEY FEATURE

Windows are glazed with Toughened Safety Glass (Class ABS 6206: 1981) which is dimpled to enhance the natural light without allowing anyone to see into your garage. Our Chalet design is translucent, tempered glass.

**the strength and durability of steel....  
the timeless appeal of timber**

Achieve the look of traditional side opening doors in a modern, low maintenance vertically operating sectional door.



**Coach House White Woodgrain with Handles & Hinges.**



**Coach House White Woodgrain: Wagon Wheel Windows with Handles & Hinges.**



## unrivalled colours doors with personality

Each Coach House door we manufacture is made to measure and can be colour matched to any RAL or BS colour enabling you to put a bespoke twist on this traditional design.



**Coach House Custom Painted RAL 9005 with Stockton Windows.**





Available in any  
RAL or BS colour.



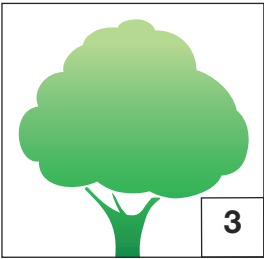
**Coach House Custom Painted RAL 5013 with Handles & Hinges.**

# Timber Doors

A Garage Door Systems timber door is hand made entirely from Western Red Cedar, the ideal timber for exterior use in maritime climates due to its unique rot-resistant cellular structure.



- 1 Draught Proof** – Full perimeter seals help keep the weather outside where it belongs.
- 2 Safe automation** – All garage door operators include safety reverse functionality should your door encounter an unexpected object.



- 3 Sustainability** – 100% of our timber products meet the Sustainable Forestry Initiative (SFI) standards.
- 4 Maximum Drive Through** – Sectional garage doors can allow for maximum headroom and sideroom within the garage, the ideal installation for 4x4s and MPVs.



## TIMBER DOORS | KEY DETAILS



Size Availability	Up to 14'6" (4420mm) x 12' (3657mm)
Performance Features	Compliant with European Safety Legislation EN 13241-1
Timber	Doors are individually hand-crafted from select Western Red Cedar timber
Finish Options	Doors are shipped with a base stain, allowing you to finish your door in a variety of stain and paint colours.
Window Options	Stainless Steel Porthole & Square Windows or Bedford Windows

**Hand made**  
Each timber door is hand made using traditional mortise and tenon construction methods.



As a completely natural product, you can expect a range of rich colour shades and different grain patterns in your GDS timber door.



Western Red Cedar - Vertical Tongue and Groove.

Available in:  
Western Red Cedar

Hand Made:  
Mortise & Tenon Construction

## expertly hand crafted timber garage door



Whilst a sectional garage door from Garage Door Systems incorporates an abundance of innovative technology and safety features when it comes to the facade of our timber doors we prefer to stick to the timeless tradition of mortise & tenon construction. This traditional process is exercised by expert craftsmen ensuring quality at each stage of production.

### Double Horizontal Tongue & Groove



### Horizontal Tongue & Groove



### Vertical Tongue & Groove



### NEW Nautica Model



#### Glazing options

Add some visual appeal to your home with our contemporary stainless steel square & porthole glazing options.



Broad profile design with stainless steel porthole windows.

### Herringbone



### Bedford



Bedford Windows



Western Red Cedar - Vertical Tongue and Groove.



### Western Red Cedar

At Garage Door Systems we only manufacture timber doors using Western Red Cedar. This soft red-brown timber has a tight, straight grain and few knots. It is valued for its distinct appearance, aroma, and its high natural resistance to decay, being extensively used for outdoor construction including garage doors.



Western Red Cedar - Vertical Tongue and Groove.

### Special handcrafted garage doors

Each of our timber sectional garage door panels is individually hand crafted using traditional mortise and tenon construction methods. Each door is constructed in this manner as it's crucial to giving these special garage doors longevity.

### Made to fit, Precisely

Your timber garage door is bespoke and made-to-measure product to ensure a perfect fit for your home.

Choose from one of our popular designs, or talk to us about an alternative design you would like but is not currently listed within this brochure.

### Draught-Proof garage doors

Full perimeter robust weather seals ensure there is a draught proof barrier to prevent rain, debris and vermin from entering your garage - ideal for integrated garages.

### Caring for and operating your GDS timber door.

For full care & maintenance and warranty information in relation to your GDS timber door please refer to [www.gdsdoors.eu](http://www.gdsdoors.eu)

### Finish

Timber garage doors are shipped unfinished, base stained with Sikkens water based wood stain, allowing you to finish your door in a variety of stain colours.



Garage door timber sections are supplied as primed Western Red Cedar and must be finished using Sikkens "BL31" water based wood stain.

### Safety, Security & Convenience

We recommend Garage Door Systems' timber doors are installed with the LiftMaster LM1000 door opener model.

In addition to convenience there is also the benefit of increased security against forced entry as the door opener acts as a positive lock.



## sectional doors

The ultimate in safety and insulation







## KEY DETAILS SECTIONAL DOORS

- 1. Interior & Exterior Pinch Resistant** – The patented anti-pinch panel design protects fingers from becoming trapped in joints during operation.
- 2. Photo Eyes** – Non contact photo eyes are an optional safety feature. Once the infrared beam is broken the door automatically reverses providing additional safety.
- 3. Full Perimeter Seals** – Ensures the door is completely sealed when closed and provides optimum insulation & draught proofing.
- 4. Anti Drop** – All GDS sectional garage doors are protected with an anti-drop safety brake that prevents the door from falling should you ever experience a spring or cable failure.
- 5. Roller Hinges** – The side hinge rollers ensure the smooth running of the panels within the robust track.
- 6. Torsion Spring** – All GDS sectional garage doors are supplied with our robust torsion spring assembly. Torsion springs provide reliable assisted lifting and each spring is **calculated to 10,000 cycles**.
- 7. Automation** – All GDS sectional garage doors can be automated from our wide range of LiftMaster sectional garage door openers providing additional Safety Security, & Convenience. Inbuilt safety feature reverses door if it comes into contact with an obstacle.

### Vertical Operation

The vertical operation of our sectional garage door range enables you to utilise all the space on your driveway.



# Sectional Door Options

## 1. FINISHED FRAME OPTION

Can be colour matched to each specific door.



**Perfect for fitting within the opening or where some of the frame is partially exposed.**  
(Includes frame profiles and fitting kit)

## 2. CUSTOM COLOURS

All GDS garage doors can be custom painted to any RAL or BS colour.



# 5

**FIVE YEAR FINISH  
WARRANTY ON ALL  
CUSTOM PAINTED  
& FOIL DOORS**



3. LOCK OPTIONS FOR MANUAL DOORS



Black Classic  
Lock Handle



Aluminium Lock  
Handle\*



Recessed Aluminium  
Lock Handle\*



Coach House  
Lock Handles

Manual Doors - Improved security

Double locking points are secured to heavy steel guides for enhanced security.



\* Lock handles only available on L-Rib and M-Rib doors.

4. LIFTMASTER AUTOMATION



POWERED by  
**LiftMaster**  
PROFESSIONAL

All GDS garage doors can easily be automated. Our LiftMaster garage door operators comply with the current safety standards and incorporate safety reverse functionality should your garage door ever come into contact with an object prior to reaching the desired safe closed position



Keyed External Emergency Release

For garages with no other entry or exit point it is recommend that an external release is fitted for use in the event of power failure.

# Roller Doors

Widely recognised for its superior build quality & design the GDS single skin roller door with its patented broad profile design offers exceptional performance combined with enhanced security and colour options.



1



2



3



4

- 1 Broad profile design** – The GDS broad profile design lends itself perfectly to residential applications.
- 2 Automation** – All our single skin roller doors can be safely automated with the reliable Liftmaster RDO 800 motor.
- 3 Colour options** – 13+ colours as standard enabling you to achieve a look perfectly suited to your home.
- 4 Space saving** – As the curtain rolls neatly up behind your garage lintel there are no tracks inside your garage providing you with additional space.

## ROLLER DOORS KEY DETAILS



<b>Size Availability</b>	Up to 16' (4877mm) x 10' (3048mm)
<b>Standard</b>	Up to 10' (3048mm) x 7' (2134mm)
<b>Mini</b>	
<b>Performance Features</b>	Compliant with European Safety Legislation EN 13241-1
<b>Colour Options</b>	13+ colours as standard
<b>Automation</b>	All GDS single skin roller doors can be automated with the LM RDO 800
<b>Design</b>	Unique broad profile design
<b>Security</b>	Highly pick resistant steel lock barrel mechanism as standard

**Made-to-Measure**  
All Garage Door Systems doors are made-to-measure with no extra lead times.



## Single Skin Roller Door Golden Oak Foil.



**The ultimate single skin  
roller garage door.**

50

Available in:  
14+ colours

Operation:  
Manual or automation available

## aesthetically unsurpassed



Garage Door Systems has invested 20 years developing and perfecting this extremely robust and functional single skin roller door. The roller door operates vertically and incorporates the unique GDS broad profile that lends itself perfectly to residential applications.



Standard Roller Door Black Plastisol.

The multiple spring assembly complies with rigorous European safety norms and ensures the door glides with minimal effort. You also have the option to automate your GDS roller door providing additional Safety, Security & Convenience.

### ✓ Quality

Quality is inherent in every stage of our roller door manufacturing process. Constructed from the highest quality Tata pre-finished steel, our patented broad profile design delivers exceptional performance and ensures years of low maintenance.

### ✓ Independent Testing and CE certified

The GDS single skin roller doors have undergone independent testing by the SP Technical Research Institute in Sweden. Each of the doors is CE marked and complies with the rigorous European Safety Standards of EN13241-1. This is our commitment to providing you with quality products that are safe, secure and durable.



### ✓ Reliability

The design of the GDS single skin roller door has been continually reviewed and improved over 20 years to provide you with a garage door that offers the very best in terms of reliability. You really have to experience the GDS single skin roller door to see how functional this garage door model is.

### ✓ Made-to-Measure

At Garage Door Systems each of our roller doors is individually made-to-measure with no extra lead times. This ensures a perfect fit for your home each and every time.



### ✓ **Space Saving Vertical Operation**

As the roller door is installed behind the opening and rolls up behind your garage lintel you benefit from additional space saving. There is no requirement to house additional tracks or door leaf inside the garage and you can also maximise the drive through width and height of your garage. This provides additional clearance as you drive in and out of the garage which is particularly important for large cars, 4x4's & MPVs.

### ✓ **Security**

The GDS single skin roller door offers optimum security without the high price tag. Our roller door curtain is produced with nominal 0.5mm Tata Steel providing you with a garage door that is flexible yet extremely robust. The curtain is retained within full length steel guides providing additional security vs. traditional one-piece doors. Each of our roller doors is provided with a highly pick resistant steel lock barrel mechanism and dual lock bars engage within the steel guides to hold your door closed in manual operation. If your door is automated the operator acts as a positive lock.

### ✓ **Colours**

The GDS single skin roller is an extremely cost effective garage door with the versatility of 13+ colours as standard providing a wide range of options for your home.



**Standard Roller Door White.**

### ✓ **Years of Low Maintenance**

Low maintenance, robust Plastisol or laminate finish only requires an occasional wash with a quality car shampoo to maintain its lustrous appearance. Reliable automation and exceptional build quality ensure many years of low maintenance.

### ✓ **Automation-Making Life Easier**

When it comes to opening and closing your garage door, we recommend Liftmaster's reliable RDO800 operator providing you with additional Safety, Security and Convenience.



**LiftMaster**  
PROFESSIONAL



**Roller Door Rosewood Foil.**

## garage door systems cares & protects

### Safety Inherent at Every Stage of Design

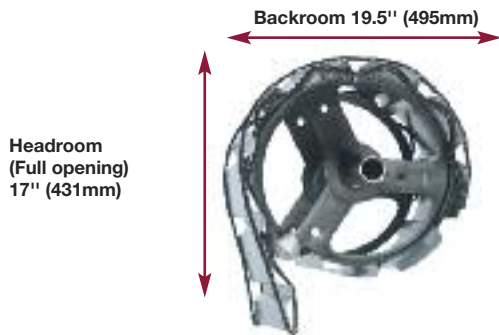
As your garage door is possibly the largest moving object within your house, it is imperative that this aspect of your home is ultimately safe. At Garage Door Systems we take our responsibilities seriously and understand that as a world class manufacturer and supplier we have a duty of care to our specialist distributors but most importantly to you the end user.

- ✓ Each door is CE marked and fully compliant with the stringent EN 13241-1 European Safety Standards.
- ✓ Multiple spring assembly on each door ensures protection in the event of spring failure providing additional reassurance. Springs are calculated to exceed 20,000 cycles.
- ✓ Highly pick resistant steel lock barrel mechanisms are provided as standard on each GDS single skin roller door.
- ✓ End covers are provided to protect the lock bar holes and negate the risk of finger entrapment.

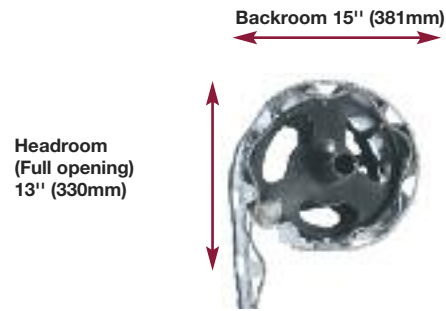


Roller Door Golden Oak.



**Standard Single Skin Roller****Reduced Headroom Option**

Standard Roller can also be installed with reduced headroom at 13" (330mm) however this results in a 4" (100mm) hang down.








**Mini Single Skin Roller****Reduced Headroom Option**

Mini Roller can also be installed with reduced headroom at 9" (228mm) however this results in a 4" (100mm) hang down.

**Automation-**14" (356mm) headroom is required on one side for automating mini roller doors with the LiftMaster RDO800 operator.

**Colours – some of our most popular colours**

Available in 13+ colours as standard our roller garage doors are also made-to-measure ensuring endless options for your home.

**Plastisol Finished Doors****White****Juniper Green****Burgundy****Black****Anthracite Grey****Vandyke Brown****Goosewing Grey****Mushroom****Olive Green****Honesty Cream****Merlin Grey****10****10 YEAR FINISH WARRANTY  
ON ALL PLASTISOL DOORS****Foil Finished Doors****Golden Oak Foil****Rosewood Foil****5****FIVE YEAR FINISH  
WARRANTY ON ALL  
FOIL DOORS**

Whilst every care has been taken in the photography of products illustrated, due to the constraints of the printing processes, colours may vary.

## roller doors

Spring assisted opening is light, smooth, quiet and compliant with stringent European legislation.





## KEY DETAILS ROLLER DOOR

### Roller Door Features

1. **Enhanced Security** – Highly pick resistant steel lock barrel mechanism as standard on each GDS single skin roller door.
2. **Lock Bars** – Manual doors are held in the closed position via dual lock bars that engage with the steel guides.
3. **Bottom Seal** – Robust rubber bottom seal.
4. **Photo Eyes** – Non contact photo eyes are an optional safety feature. Once the infrared beam is broken the door automatically reverses providing additional safety.
5. **Lock Handle** – All GDS single skin roller doors are supplied with a handle and lock as standard.
6. **Steel Guides** – The door curtain is protected with reinforced nyloflex webbing which ensures smooth running and is secured within full length steel guides.
7. **Automation** – All single skin roller doors including the mini can easily be automated with the Liftmaster RDO800 side mount motor.

### Unique broad profile design



### Chain Hoist

For taller doors you also have the option of a chain hoist system if automation is not required.



# Automation

Garage Door Systems Ltd is the leading distribution and service centre for LiftMaster automation products in the UK & Ireland. LiftMaster residential garage door openers offer a broad selection in terms of performance, features and durability.

They are proven to withstand even the harshest elements and years of extended use, and are available with innovative accessories designed to make your life easier.



AUTOMATION KEY DETAILS	
Openers for any garage	Sectional, Roller or 1-piece
Drive Mechanism	Belt, Chain & Direct Drive
Automatic Stop	By pressing a button during forward or backward run and obstacle detection
Force Sensing	Yes
Receiver Type	Super-heterodyne
Motor	24v DC

LiftMaster - the brand for the professional





## garage door automation & accessories

### safety, security & convenience

Why leave the comfort and safety of your car when you can press a button and be home and dry.



#### LM60 BELT DRIVE 2 year warranty

##### LM60

<b>Pulling Force</b>	600N
<b>Motor</b>	24v DC
<b>Force Sensing</b>	Yes
<b>Soft-start/soft-stop</b>	Yes
<b>Drive</b>	Belt
<b>Receiver type</b>	Super-heterodyne
<b>Radio Frequency</b>	433.9 MHz
<b>Memory Registers</b>	12
<b>Rated door area</b>	10.7m <sup>2</sup>
<b>Rated door weight</b>	90Kg



#### LM80 BELT DRIVE 2 year warranty

##### LM80

<b>Pulling Force</b>	800M
<b>Motor</b>	24v DC
<b>Force Sensing</b>	Yes
<b>Soft-start/soft-stop</b>	Yes
<b>Drive</b>	Belt
<b>Receiver type</b>	Super-heterodyne
<b>Radio Frequency</b>	433.9 MHz
<b>Memory Registers</b>	12
<b>Rated door area</b>	13.5m <sup>2</sup>
<b>Rated door weight</b>	110Kg



#### LM1000 BELT & CHAIN DRIVE 5 year warranty

##### LM1000

<b>Pulling Force</b>	1000N
<b>Motor</b>	24v DC
<b>Force Sensing</b>	Yes
<b>Soft-start/soft-stop</b>	Yes
<b>Drive</b>	Belt or Chain
<b>Receiver type</b>	Super-heterodyne
<b>Radio Frequency</b>	433.9 MHz
<b>Memory Registers</b>	64
<b>Rated door area</b>	18m <sup>2</sup>
<b>Rated door weight</b>	130kg



#### RDO800 DIRECT DRIVE 2 year warranty

##### RDO800

<b>Pulling Force</b>	550N
<b>Motor</b>	24v DC
<b>Force Sensing</b>	Yes
<b>Soft-start/soft-stop</b>	Yes
<b>Drive</b>	Direct Drive
<b>Receiver type</b>	Super-heterodyne
<b>Radio Frequency</b>	433.9 MHz
<b>Memory Registers</b>	32
<b>Rated door area</b>	12m <sup>2</sup>
<b>Rated door weight</b>	100Kg



#### 3800E JACKSHAFT DIRECT DRIVE 3 year warranty

##### 3800E

<b>Pulling Force</b>	800N
<b>Motor</b>	24v DC
<b>Force Sensing</b>	Yes
<b>Soft-start/soft-stop</b>	Yes
<b>Drive</b>	Direct Drive
<b>Receiver type</b>	Super-heterodyne
<b>Radio Frequency</b>	433.9 MHz
<b>Memory Registers</b>	32
<b>Rated door area</b>	18m <sup>2</sup>
<b>Rated door weight</b>	130Kg



## KEY FEATURES

All LiftMaster operators are supplied with two mini handsets and wireless wallstation as standard.



Wall Button



## accessories to suit your lifestyle safety - security - convenience



CE marked and meet all current EU and World safety regulations.



Easy operation and enhanced security are designed into every model.



Garage door operators act as a positive lock against forced entry for improved security.



Openers for any garage door: Sectional, Roller or 1-Piece



**Non-contact photo eyes reverse the door automatically. The ultimate safety feature.**



Wireless Entry



Automotive Style  
mini keyring handset



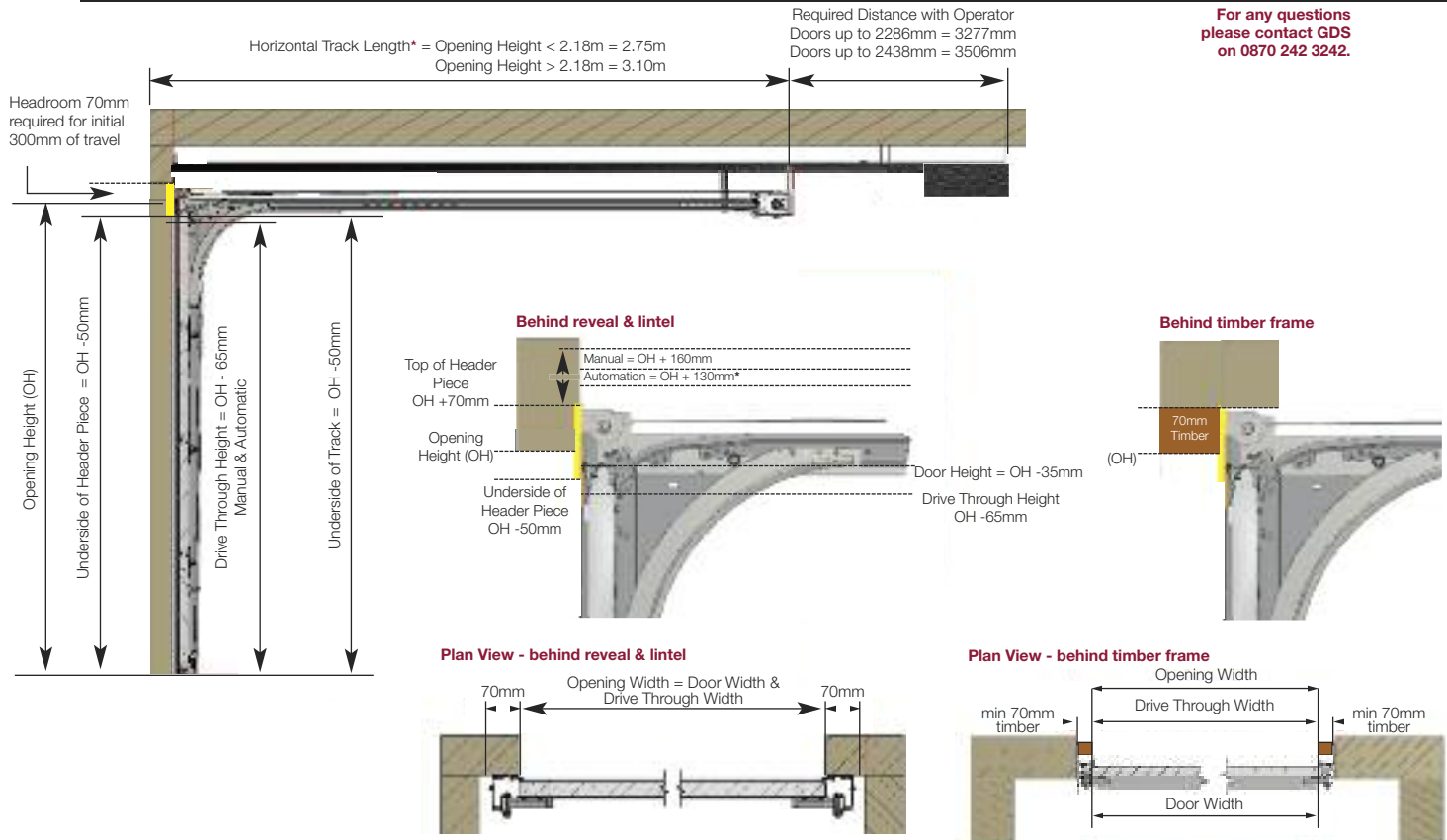
Keyed External  
Emergency Release



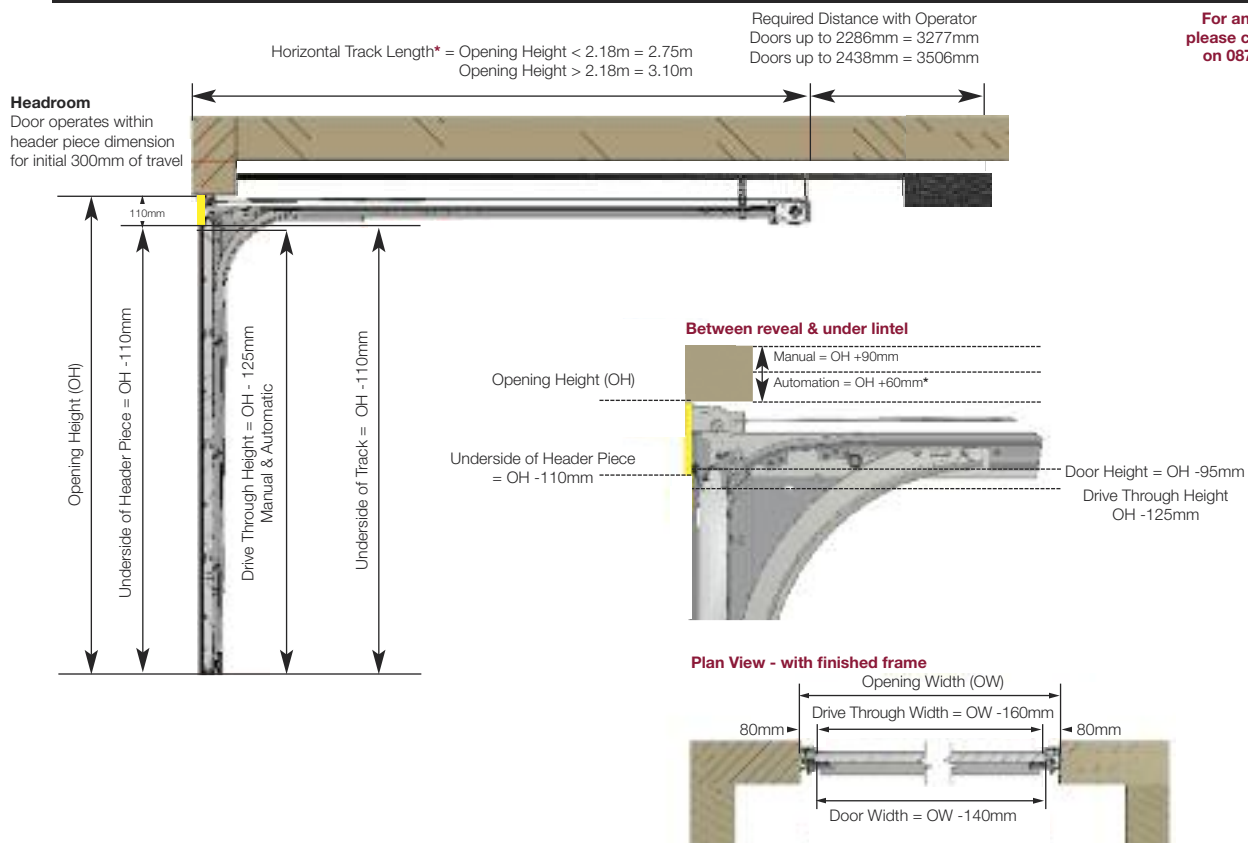
**Wireless Keyless Entry no need for keys or handset.**

**EZ70 - Low Headroom Rear Torsion (behind reveal & lintel/behind timber frame - includes header piece)**

Suitable for openings up to 8' (2438mm) high

For any questions  
please contact GDS  
on 0870 242 3242.**EZ70 - Low Headroom Rear Torsion (between reveal & under lintel - frame kit option)**

Suitable for openings up to 8' (2438mm) high

For any questions  
please contact GDS  
on 0870 242 3242.

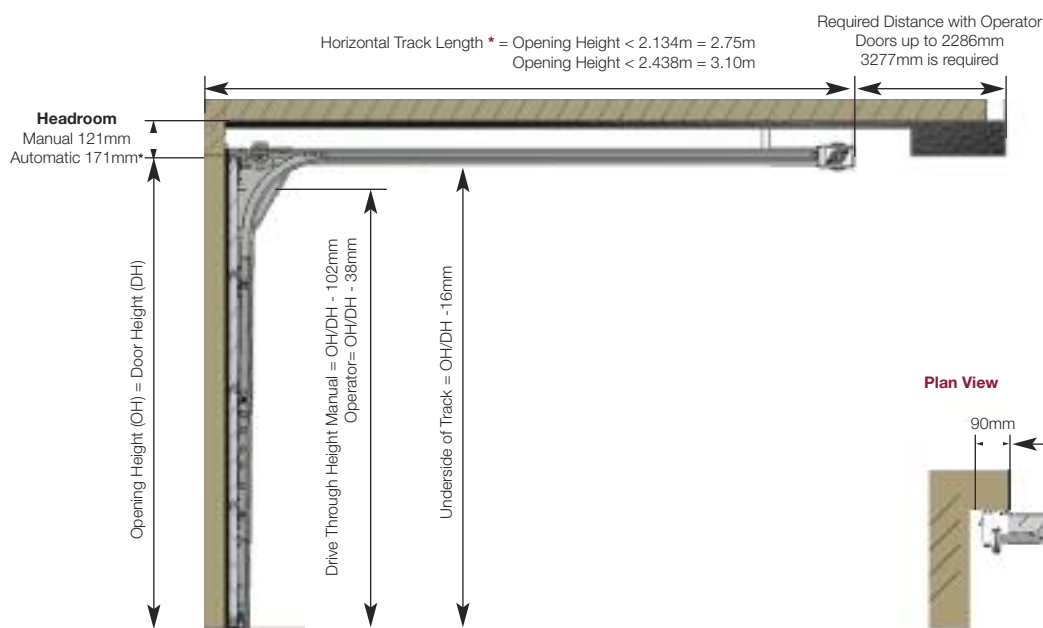
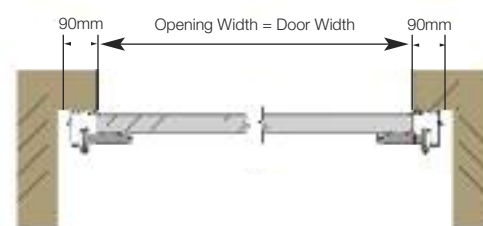
\* Automation for LiftMaster Operators. Other manufacturers may vary.

\* To achieve the minimum back room requirement (without opener) the horizontal track can be cut down. Contact GDS for minimum requirements.

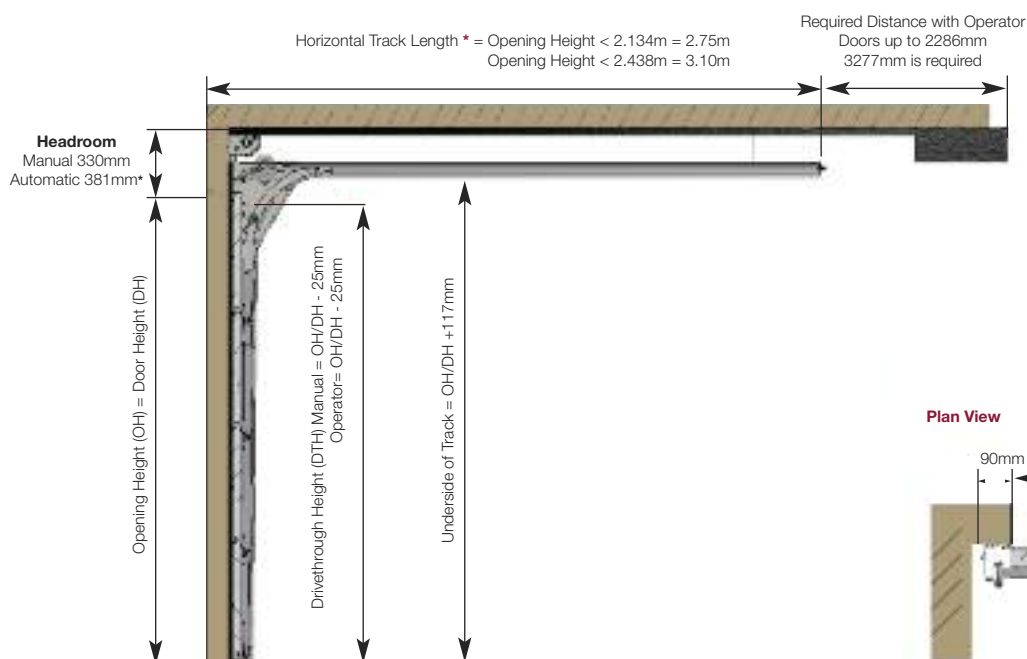
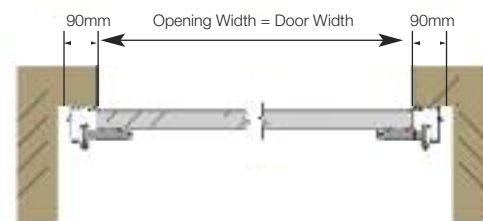


**Universal Low Headroom Rear Torsion**

Suitable for all openings up to 12' (3658mm) high

For sizes outside this  
please contact GDS  
on 0870 242 3242.**Plan View****Universal Torsion Front**

Suitable for all openings up to 12' (3658mm) high

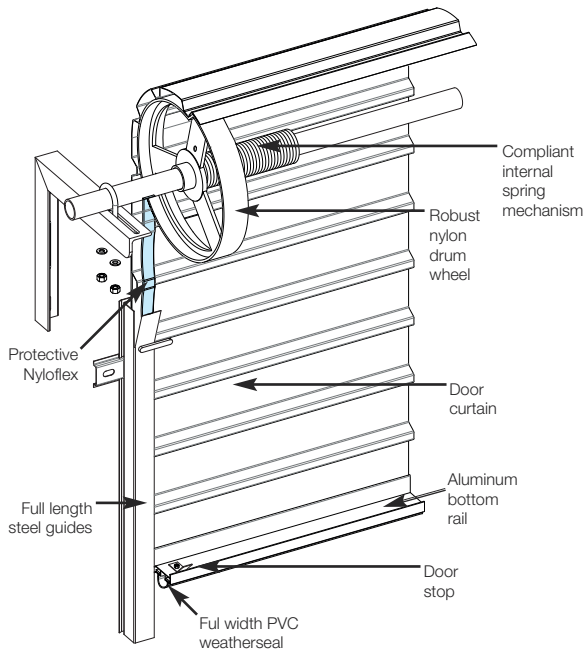
For sizes outside this  
please contact GDS  
on 0870 242 3242.**Plan View**

\* Automation for LiftMaster Operators. Other manufacturers may vary.

\* To achieve the minimum back room requirement (without opener) the horizontal track can be cut down. Contact GDS for minimum requirements.

# technical

## single skin roller doors

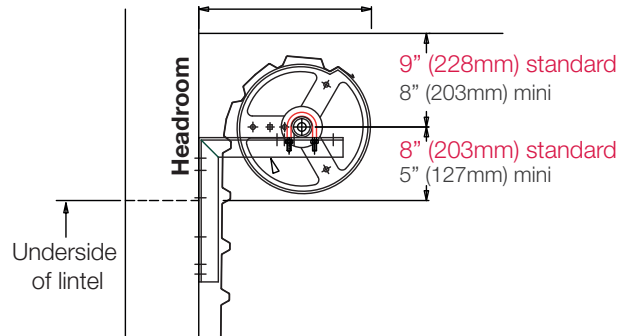


### Standard & Mini Roller

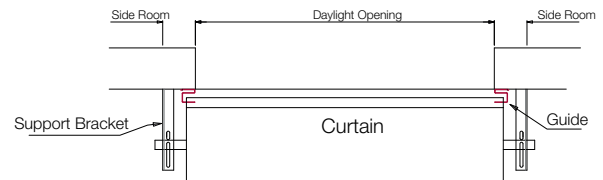
#### Backroom

19.5" (495mm) minimum-standard

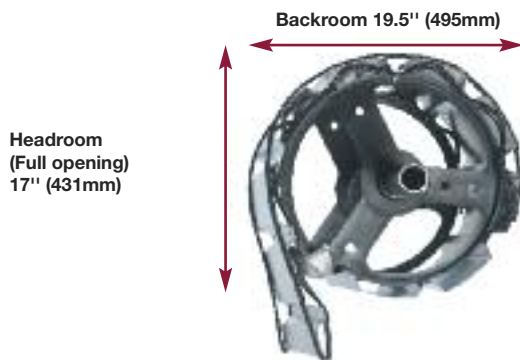
15" (381mm) minimum-mini



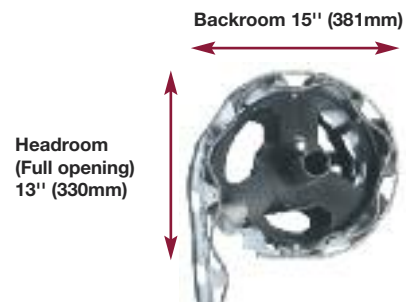
#### Plan View



### Standard Single Skin Roller



### Mini Single Skin Roller



#### Automation - Mini Single Skin Roller

14" (356mm) headroom is required at one side when automating mini roller doors with the LiftMaster RDO800 operator

### Standard Roller - Standard Brackets

Headroom	Sideroom w/out opener	Sideroom w/Opener (1 Side Only)	Backroom
17" (431mm)	3 3/4" (95mm)	5" (125mm)	19.5" (495mm)

On doors 8'-10' high a minimum of 19' (483mm) headroom is required. Doors with 50mm guides require an additional 20mm sideroom.

### Mini Roller - Standard Brackets

Headroom	Sideroom w/out opener	Sideroom w/Opener (1 Side Only)	Backroom
13" (330mm)	3 3/4" (95mm)	6 3/4" (170mm)	15" (381mm)

\*Mini Roller doors are available on doors up to 10 x 7 (3048 x 2134mm). Doors with 50mm guides require an additional 20mm sideroom.

### Standard Roller - Notched Brackets / 30mm guides\*

Headroom	Sideroom w/out opener	Sideroom w/Opener (1 Side Only)	Backroom
17" (431mm)	3" (76mm)	5" (125mm)	19.5" (495mm)

\*Available on doors up to 9'6" (2896mm) wide. Doors with 50mm guides require an additional 20mm sideroom.

### Mini Roller - Notched Brackets / 30mm guides\*

Headroom	Sideroom w/out opener	Sideroom w/Opener (1 Side Only)	Backroom
13" (330mm)	3" (76mm)	6 3/4" (170mm)	15" (381mm)

\*Mini Roller doors are available on doors up to 10 x 7 (3048 x 2134mm). Doors with 50mm guides require an additional 20mm sideroom.

#### Reduced Headroom Option

Standard Roller can also be installed with reduced headroom at 13" (330mm) however this results in a 4" (100mm) hang down.

#### Reduced Headroom Option

Mini Roller can also be installed with reduced headroom at 9" (228mm) however this results in a 4" (100mm) hang down.



# Caring for and operating your new GDS door.

## Timber Doors

For information in relation to GDS timber doors please refer to [www.gdsdoors.eu](http://www.gdsdoors.eu)

## Caring for and operating your new GDS door

A GDS door requires only the minimum level of preparation and maintenance to provide years of trouble-free service. We have outlined below the necessary steps to follow to ensure you get the best from your garage door.

## Operation

Sectional and Roller doors open vertically along steel guides. Always keep the opening area of the door clear. When operating the door, always be certain that there are no people, especially children or objects close to the door.

When manually operating doors, only raise and lower the door using the lift handles installed for this purpose; these ensure an easy, controlled and smooth action. Improper use could result in injury. When locking the door, ensure that the lock bar engages securely.

With automated doors, only open and close the door using the control devices included with the opener.

If the door is to be automated, matching your door with a GDS electric operator is the best way to ensure full compliance with the Machinery Directive. If another manufacturer's operator must be used, always consider any compatibility/compliance issues.

## Cleaning

Your door should be washed with a quality car shampoo at least every 2 months to prevent the build up of dirt, salt and other corrosive substances to help maintain the aesthetic appearance of your door.

If your door is installed within 2 miles of the sea, your door should be cleaned in this way monthly.

We also suggest that all other components be brushed down every six months to prevent the build up of dirt and dust etc.

**Sectional Doors** – No less than once but ideally twice a year all springs, latches, wheel spindles and pivot points should be lubricated using GDS "Super Lube" or an alternative light lubrication (e.g. 3-in-1). Please take care not to allow oil to drip on to the face of the door. Track runners must be kept free of obstacles at all times. Do not grease.

**Single Skin Rolling Doors** – No less than once but ideally twice a year the guides on single skin rolling doors should be lubricated using GDS "Super Lube" or an alternative light lubrication (e.g. 3-in-1) or quality furniture polish.

**Manually operated doors** – Do not oil the lock cylinder, only lubricate with graphite dust or GDS Super Lube.

## Maintenance

If in doubt about caring for your GDS door, always consult with a GDS specialist. The GDS factory-trained specialist will be able to offer you a regular maintenance service on your garage door. Please ring GDS or refer to our website: [www.gdsdoors.eu](http://www.gdsdoors.eu) for further information.

It is recommended that at least annually you should have a GDS factory-trained specialist check your garage door to ensure its safe and reliable operation.

## Finish

The coating process applied to your door is environmentally friendly. Minor scratches or marks are not covered under the conditions of our warranty and should be repaired immediately to prevent corrosion and deterioration of the panel. The quality check should be carried out in natural daylight, not direct sunlight whilst standing a distance of three metres (3) from the door to view the overall appearance. From this distance the door facade should appear free from marks or distortions, stains, blemishes, indentations or scuffs. If any marks are only visible within 3 metres they will not be considered under our warranty.

Corrosive substances such as swarf, filings, acids, alkalines, bird droppings and salts, etc. should be cleaned from the door immediately; failure to do so will not be covered under our warranty. Rust caused by swarf, filings or other airborne particles are not considered as panel rust.

## LOCKING

### Sectional Doors

If the key is turned completely, the door is then locked or unlocked: when unlocked it is then possible to open and close the door by turning the handle.

When the door is locked to access from the outside the key should be turned 360 degrees anti-clockwise to unlock. To lock, the key needs to be turned 360 degrees clockwise.

**Internal operation** – It is possible to lock and unlock sectional garage doors internally using the release button and the interior handle.

### Single Skin Roller Doors

**IMPORTANT!** Never leave the key in your roller door lock as it will hit the lintel and break off in the cylinder as the door rises.

**To Unlock:** Insert key vertically and turn 90 degrees in anticlockwise direction. Return key to the vertical position and remove before raising your door.

**To Lock:** Insert key vertically and turn 90 degrees in clockwise direction. Return key to the vertical position and remove. Some downward pressure on the door may be required to allow the lock bars to fully engage or disengage from the door guides.

**Internal lock** – By turning the internal locking disc, it is possible to lock and unlock the door from the inside without using a key

### Automated Garage Doors

If your garage door is automated the electric opener will act as a positive lock.

## Warranty

For full warranty details please refer to [www.gdsdoors.eu](http://www.gdsdoors.eu) or contact garage door systems directly **0870 242 3 242**.