

# Available Colours Are:

## Standard Colours:



It is possible to finish doors in all available 232 RAL colours

## Wood Finish Colours:



# Inbetween Brickwork Installation Unlimited options for mounting garage doors



### Opening parameters:

- Sideroom **from 0 to 100 mm**
- Headroom above door **from 0 to 145 mm**

### Set for reveal fit:

- Set of side and top decorative profiles
- Set of brackets for fixing the track system to the wall



## GLIDEROL GARAGE DOORS


Opening Doors Around the World®  
www.gliderol.co.uk



All Gliderol products are CE marked and built within our audited ISO 9001 quality systems.



**Guarantees** - so long as the door is correctly installed and reasonably maintained, 5 years electrical, 6 years mechanical and 10 years on the door finish. CE tested and approved. Ask for details.



Please Note: As ours is a policy of progressive design we reserve the right to change without prior notice. All colours shown are limited by the printing process and will not be a precise match for actual finishes. Please request samples of your choice. Errors and omissions excepted, January 2016.



## GLIDEROL GARAGE DOORS

Opening Doors Around the World®

www.gliderol.co.uk



# Gliderol Sectional Garage Doors





**GLIDEROL**  
GARAGE DOORS

Opening Doors Around the World®

www.gliderol.co.uk

## Gliderol Insulated Steel Panel Sectional Overhead Garage Door

**40mm insulated panel with a market leading installed door "U" value of 1.35**  
Thermal insulation  $U = 1.35 \text{ W/(m}^2\text{K)}$  is comparable with a brick wall of 550mm thickness.

**Durability and Reliable Protection**  
40mm thick sandwich panels provide the foundation for durability, robust construction, and resistance to impact and wind loads.

**Resistance to Corrosion**  
The Gliderol sectional garage door can withstand the harshest environments, including the equivalent of 15 years of operation in coastal areas and heavily polluted industrial regions.

**Reliable Sealing**  
The Gliderol sectional door seals are manufactured in EPDM, a soft sealing rubber compound. The side and top seal have two leaves, forming an additional air chamber that substantially reduces heat loss.

**Safety**  
Conformance to European standards EN 12604, EN 12453, EN 12424, EN 12425, EN 12426.

**Option of powerful 800nm Kevlar belt drive operator**  
Great value range of operator accessories



Georgian Golden Oak

Georgian styled panels provide a traditional alternative for a sectional door, enhancing the look of your home.



L-Ribbed Rosewood

The wide horizontal rib of the L-Ribbed pattern will emphasise the individual style of your house and give it that extra charm.



Gliderol sectional doors can be fitted either behind the opening or between the reveal and with a range of patterns and colours will bring elegance to any home.

Gliderol sectional doors come in both smooth and textured finishes on the external surface (wood finishes are smooth).

### Gliderol sectional doors come in a range of patterns:

- S-Ribbed (Small)
- M-Ribbed (Medium)
- L-Ribbed (Large)
- Georgian
- Microwave



All Gliderol products are CE marked and built within our audited ISO 9001 quality systems.



The S-Ribbed is a modern type of panel with equally positioned horizontal ribs.


The M-Ribbed panel has a flawless modern look which fits in with most modern homes.

The L-Ribbed panel will emphasise the individual style of your home.

The Georgian styled panel provides a traditional alternative for a sectional door.

The microwave panel is the height of modern architecture with its elegant microwaves over the surface of the door leaf.


## Trend - Affordable, Safe and Reliable Doors



- 1. Wide Opportunities of Installation:** Optional colour matched side and head/top profile means that our doors are able to be positioned slightly into the opening if desired. These elements are manufactured from hot-dipped galvanised steel, which is further coated with a protective lacquer coating (standard - white colour RAL 9016).
- 2. Protection Against Corrosion:** In heavy rainfall water can collect at the bottom of the doors. **The plastic base of the side profile** minimises the possibility of corrosion.
- 3. Long-lasting Operational Life:** The side spring mechanism for doors up to 3.5m wide are fully enclosed for extra safety, it eliminates finger traps and enhances the doors internal appearance, by covering the mechanism. Lifetime of springs is up to **25000 open/close** cycles. This corresponds to **17 years** of service with 4 times daily opening/closing during the period.
- 4. Effective Safety:** Torsion springs are equipped with **spring breaks** that stop the door leaf from falling in the case of spring breakage. This protection system is supplied at no extra cost and ensures safe operation. All doors comply with European standard EN 13241-1, EN 12604, EN 12453, EN 12424, EN 12425, EN 12426.
- 5. Protection Against Draughts: Adjustable roller brackets,** allow the top panel to seal directly to the top profile. This greatly reduces draughts and heat loss. This adjustment will be set to its optimum during installation to ensure your Gliderol door will always be energy efficient.
- 6. Silent Movement:** Gliderol are one of only a few manufacturers that include **ball race bearings within the rollers.** This allows for a much smoother operation, reducing the amount of noise of the door. These bearings are of a closed type that are protected from dust and moisture, and do not require any lubrication.

All Gliderol sectional doors can be supplied as manual or automatic, which comes complete with an 800nm electric operator, 433Mhz remote control unit, 4 channel remote control mini hand transmitter. The operator is belt driven for quiet operation.

## External Release for Electric Doors



Where there is no other access into the garage, we offer an external manual release to allow the door to be opened in the event of a power failure.

