

Rolling Shutters & Rolling Grilles Hörmann SB



EMAIL: ENQUIRIES@SAMSONDOORS.CO.UK
TELEPHONE: (01933) 448850
MON - FRI 8:30AM - 5:30PM

SB Rolling Shutter / Rolling Grille

Simple manual operation thanks to an innovative tension spring assembly



SB rolling shutter for manual operation

Easy retrofitting with operator is possible



With tension spring
assembly




Tension spring assembly

- The innovative tension spring assembly allows easy opening and closing without great exertion of force **1**
- Ideally compensated curtain weight

Curtain variants


Size range
(W × H, max.)



Decotherm S, steel
5000 × 4500 mm




HR 120 A, aluminium
5000 × 4500 mm



HR 120 aero, aluminium
4000 × 4000 mm



HG-L, aluminium
6000 × 4500 mm



HG 75, aluminium
6000 × 3500 mm



Chain Hoist

- Easy opening and closing via the interior or exterior handle **1**
- Particularly convenient with an optional chain hoist (recommended for doors higher than 3500 mm) **2**



Well thought-out door design

- Reduced fitting times, since the entire door construction, including support brackets and side guides, is fitted as a frame unit to the building structure
- Limited sideroom of only 165 mm facilitates fitting in narrow spaces **3**
- Plastic runners and brush seals in the aluminium side guides ensure quiet door travel

All curtains with wind locks or pull-out protection as standard!
For further information, please see page 36.

Overview of curtains
From page 32

SB Rolling Shutter / Rolling Grille

The convenient operator solutions with soft start and soft stop



Warehouses

Convenient operation with operator



Logistics

The ideal solution for low to medium operational frequencies.



Agriculture

This robust, inexpensive solution with steel or aluminium profiles is available for door widths up to 5000 mm



Shop doors

The convenient rolling grille solution with operator up to 6000 mm door width for secure night time locking

SB Rolling Shutter / Rolling Grille

High security due to power limit as standard

As standard for SB
rolling shutter / rolling
grille with operators
WA 250 R S4 /
WA 300 R S4




SB rolling shutter equipped with WA 250 R S4 / WA 300 R S4
operator and optional PVSB curtain cover

Also available as an external rolling shutter!

Only from Hörmann

With tension spring assembly



Operator variants

WA 250 R S4 **1**

The inexpensive operator with press-and-hold operation

WA 300 R S4 **1**

The comfortable operator with impulse operation

WA 300 AR S4 **2**

The side-flanged compact operator

Soft start and soft stop

- Ensures quiet door travel, reducing wear on the door and operator

Power limit in “Open” and “Close” directions as standard

- **Easy to fit**, since no closing edge safety device and lintel trap guard needs to be installed on the door
- **Low maintenance**, as there are no sensors with spiral cables susceptible to wear fitted to the door curtain
- **Economical**, due to short fitting times and low maintenance requirements

Release directly on the operator as standard

- Integrated maintenance release directly on the operator **3**
- The door can be switched to manual operation at any time
- The door remains fully functional, even in the event of a power failure
- Can be optionally operated from the exterior of the building

Easy fitting

- No additional side space requirement with the operators WA 250 R S4, WA 300 R S4 **1**
- Optional fitting gearbox allows for fitting without a forklift in difficult fitting situations (see page 50)

Optional cover


- To prevent accidental reaching into the door barrel for doors under 2500 mm height (housing in accordance with the requirements of EN 13241-1)
- Permanent protection from dirt and adverse effects of the weather
- Curtain cover PVSB protects the door barrel **4**
- Operator cover VWA protects the operator **5**
- Aluminium spring chamber cover AFA protects the spring systems **6**



Curtain variants

Size range


(W × H, max.)



Decotherm S, steel
5000 × 4500 mm




HR 120 A, aluminium
5000 × 4500 mm



HR 120 aero, aluminium
4000 × 4000 mm



HG-L, aluminium
6000 × 4500 mm



HG 75, aluminium
6000 × 3500 mm

All curtains with wind locks or pull-out protection as standard!
For further information, please see page 36.

Overview of curtains

From page 32

Operators and controls

From page 46

Operators WA 250 R S4 / WA 300 R S4

For SB rolling shutters / rolling grilles

For TGT underground garage rolling shutter / rolling grille



WA 250 R S4

with press-and-hold operation

- Inexpensive operator for SB rolling shutters / rolling grilles
- Ideally suited for doors with low operating frequency
- Integrated operator control with push button DTH-R
- Opening and closing when button is pressed (press-and-hold operation)
- Low power consumption in standby of approx. 1 watt (if no other electrical accessories are connected)
- Soft start and soft stop for gentle door operation
- Limit switch reporting or start warning with traffic lights can be optionally connected via additional prints.



WA 300 R S4

with impulse operation and standard power limit

- "Comfort" operator for SB rolling shutters / rolling grilles and TGT underground garage rolling shutters / rolling grilles
- Automatic opening and closing after pressing the button (impulse operation)
- Low power consumption in standby of approx. 1 watt (if no other electrical accessories are connected)
- Soft start and soft stop for gentle door operation
- Automatic timer
- Integrated operator control with push button DTH-R
- Functional extension with external control 360: second opening height, traffic control (in combination with activating kit for warning light and photocell)

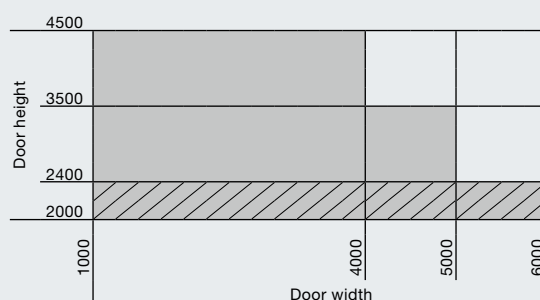


Power limit in "Open" and "Close" directions as standard

- **Easy to fit**, since no closing edge safety device and lintel trap guard needs to be installed on the door
- **Low maintenance**, as there are no sensors with spiral cables susceptible to wear fitted to the door curtain
- **Economical**, due to short fitting times and low maintenance requirements

Impulse operation without closing edge safety device

- Size range for Decotherm S rolling shutters, HG-L rolling grilles and TGT rolling shutters / rolling grilles
- ▨ Size range for the TGT HG-L rolling grille




All dimensions in mm



Easy fitting without forklift with the optional gearbox fitting (for rolling shutters with Decotherm S curtain and rolling grilles with HG-L curtain)

Operator WA 300 AR S4

For SB rolling shutters / rolling grilles



WA 300 AR S4 The compact operator

- Compact operator solution for SB rolling shutters / rolling grilles
- Small operator unit next to the barrel, no visible components underneath the door barrel
- Only 100 mm additional sideroom is required on the operator side **1**
- Quiet and gentle door travel with soft start and soft stop
- Control unit 300 can be installed separately
- Quick and convenient setting of the travel limits and control parameters from the floor
- Can be upgraded with external control 360
- Easy switching to manual door operation (for use inside and outside buildings) with the standard "secured release"
- Available with and without curtain cover **2**
- Suitable for indoor and outdoor use, optimally suited for shop and underground garage doors

Power limit in "Open" and "Close" directions as standard

- Impulse operation without closing edge safety device (see page 46 below)
- **Easy to fit**, since no closing edge safety device and lintel trap guard needs to be installed on the door
- **Low maintenance**, as there are no sensors with spiral cables susceptible to wear fitted to the door curtain
- **Economical**, due to short fitting times and low maintenance requirements




External control unit 300

Hörmann Brand Quality

Reliable and oriented towards the future



Kirow Ardelt GmbH, Leipzig



In-house product development

At Hörmann, innovation is produced in-house – highly qualified employees of the development department are in charge of product optimisation and new developments. This results in market-ready, high-quality products that are very popular around the globe.



Modern manufacturing

All the essential door components, such as profiles, side guides, support brackets and fittings are developed and produced by Hörmann - not bought in from here, there and everywhere.

This ensures greatest compatibility between the door, operator and control. The certified Management System guarantees the highest level of quality from development, through production to shipping.

This is Hörmann quality – Made in Germany.



Made in Germany



As Europe's leading manufacturer of doors, hinged doors, frames and operators, we are committed to high product and service quality. This is how we set standards on an international scale.

Highly-specialised factories develop and manufacture construction components that are characterised by excellent quality, functional safety and a long service life.

Our presence in the global economy's key regions makes us a strong, future-oriented partner for industrial and public construction projects.



It goes without saying that spare parts for doors, operators and controls are original Hörmann parts that come with a guaranteed availability of 10 years.



Competent advice

Experienced specialists within our customer-oriented sales organisation accompany you from the planning stage, through technical clarification up to the final building inspection. Complete working documentation, such as technical manuals, is not only available in printed form, but is always accessible and up-to-date at www.hoermann.com



Fast service

Our extensive service network means that we are always nearby and at your service around the clock. This is a major advantage in terms of inspections, maintenance and repairs.



Sustainable Production

For future-oriented construction



Sustainability documented and approved by the ift in Rosenheim

Hörmann has received confirmation of the sustainability of all its rolling shutters and rolling grilles through an environmental product declaration (EPD) in accordance with ISO 14025 and EN 15804 from the Institut für Fenstertechnik (IFT – Institute of window technology) in Rosenheim. The inspection was based on the Product Category Rules (PCR) “Doors and Gates”. Environmentally friendly production was confirmed by a life-cycle analysis in accordance with DIN ISO 14040 / 14044 for all rolling shutters and rolling grilles.

Sustainably produced rolling shutters and rolling grilles from Hörmann

Ecological quality

Environmentally-friendly production through a comprehensive energy management system

Economical quality

A long service life and low maintenance costs thanks to the use of high-quality materials

Process quality

Sustainable production processes through optimised material use

Sustainable construction with Hörmann's expertise

Hörmann has been able to gain great expertise in sustainable construction through various projects. We also apply this know-how to support your projects. Another advantage: For every project order, the required data for LEED certification are automatically generated.

breeam



DGNB®

Deutsche Gesellschaft für Nachhaltiges Bauen e.V.
German Sustainable Building Council



Simple and Sustainable Planning

With the Hörmann Architects' Program and energy savings compass



The Architects' Program

More than 9000 drawings for over 850 products

Planning with Hörmann products is now even easier thanks to a modern, user-friendly interface. Clearly structured navigation via drop-down menus and symbols, as well as a search function, give you faster access to tender specifications and drawings (in DWG and PDF format) of over 850 Hörmann products. Photo-realistic presentations provide additional information on many products.

The Architects' Program can be downloaded free-of-charge from the Hörmann Architects' Forum.

The energy savings compass

For sustainable planning

Hörmann's energy saving compass shows how external and internal doors are planned with energy-efficiency and sustainability in mind. An integrated calculated module estimates the amortisation period for door modernisation.



Plan with the energy savings compass at:
www.hormann.co.uk/energysavingscompass

Good Reasons to Try Hörmann

Innovations from the market leader



Only from Hörmann



1

Innovative tension spring assembly

Safe and proven

Manual door opening and closing is facilitated significantly by the tension spring assembly. Rolling shutters/rolling grilles SB and TGT up to 6000 x 4500 mm can be moved with little force. For rolling shutters / rolling grilles with an optional operator, **the tension spring assembly reduces wear on the mechanical door elements and operator technology.**

For further information, see pages 12 – 15.

2

High security without sensors on the door curtain

Power limit as standard for WA 300 R S4 / WA 300 AR S4

In combination with these operators, the rolling shutters / rolling grilles SB and TGT are characterised by a **high level of safety when opening and closing**. Thanks to the standard power limit in the “Open” and “Close” directions, most curtain variants and size ranges do not require the installation of a closing edge safety device and lintel trap guard to meet the requirements of DIN EN 12453. In addition, the door is **very low maintenance**, since there are no sensors with spiral cables susceptible to wear fitted to the door curtain.

For further information, see pages 46 – 47.



3

Quick, gentle and safe door opening

Accessory package S6 with FU operator and control

Optimise your operations and minimise heat loss with the optional accessory package S6 incl. FU operator for the rolling shutter DD with Decotherm curtain. **The door opens at up to 1.1 m/s** – and thus almost as fast as a high-speed door. Further advantages: fitting dimensions as well as procurement and operating costs are significantly lower than for a high-speed door. Thanks to the soft start and soft stop function, the door runs particularly gently despite the speed – this takes stress off the door mechanism, **thus extending the service life of the door**. A light grille in the side guide ensures the necessary high security and is also reliably protected against wear and damage.

For further information, please see page 49.

4

Useful details for a longer service life

Well thought-out design with guide channel and wind locks

The rolling shutter guide channel DD **effectively reduces wear on the door curtain**. If necessary, you can easily replace the funnel. In addition, our developments often fulfil several functions. For example, wind locks on the rolling shutter curtains **protect your door from damage due to wind loads**; at the same time they provide **excellent burglar protection**, since the profiles cannot be pushed out of the guide.

For further information, please see page 36.

Application Areas

A matching door type for every purpose

Compact, space-saving construction for shopping centres

SB rolling shutter /
rolling grille
DD rolling grille

You can find additional door solutions for store entrances in the brochure "RollMatic Rolling Grille".



Optimised door systems for logistics

SB rolling shutter /
rolling grille
DD rolling shutter
DD rolling shutter S6



Easy operation for commercial buildings, warehouses and agriculture

SB rolling shutter /
rolling grille
(manually operated)
SB rolling shutter /
rolling grille
(with operator)



A secure door for underground garages and multi-storey car parks

**TGT rolling shutter /
rolling grille**

**DD rolling shutter /
rolling grille**

You can find additional door solutions for underground and collective garages in the brochure "Door Systems for Collective Garages".



Large doors for industrial halls and disposal companies

**DD rolling shutter /
rolling grille**



Ideal solutions for special requirements

**DD rolling shutter /
rolling grille**

**Classic rolling shutter /
rolling grille**




Wind Lock and Break-In-Resistance


For a sturdy and safe operation

Pull-out protection and wind lock


All rolling shutter and rolling grille curtains for door types SB, TGT and DD are supplied as standard with wind lock or pull-out protection. These prevent the curtain from being pushed out of the side guides. That is effective break-in-resistance! Furthermore, the potential wind loads that can affect the door are increased by this construction.



DD rolling shutter Decotherm S profile with plastic wind lock (standard)



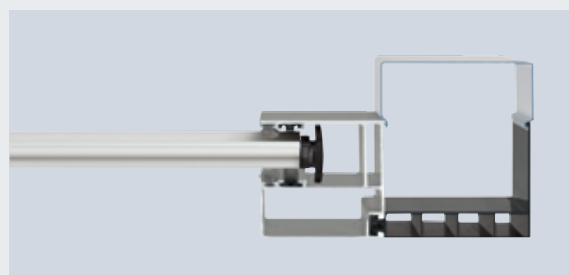
DD rolling shutter Decotherm S profile with steel wind lock (from 5000 mm door width or height or optionally higher wind load requirements)



DD rolling shutter HR 116 A profile with steel wind lock



DD rolling grille curtain HG-L, HG-V, HG-S with pull-out protection (shown HG-L)



SB / TGT rolling shutter Decotherm S profile with plastic wind lock

Break-In-Resistant Locks

Locks the bottom profile with the side guides



External view



Viewed from inside

Lockable bottom profile with profile cylinder for all door types

Actuation either from the interior and exterior or only from the interior.



Shootbolt for SB rolling shutter / rolling grille

The shootbolts are fitted on the interior on the right and left end of the bottom profile (not suitable for external rolling shutters).



Shootbolt for DD and classic rolling shutter / rolling grille

The shootbolt can be fitted to the right or left of the side guide. The lock can be secured with a padlock (not suitable for external rolling shutters).



Electromagnetic locking for classic rolling shutters / rolling grilles

The automatic locking in the "Close" position can also be connected to a central control system.

Side Doors

Matching the door



Side door NT 60

- For all rolling shutter and rolling grille curtains
- 60 mm aluminium frame construction
- As standard with all-round seals made of long-lasting, weather-resistant EPDM
- Two-part hinges, three-way adjustable
- Curtains fixed by glazing beads
- Also available with a fascia panel

Fittings

- Mortice lock with profile cylinder
- Offset lever handle set with oval rose escutcheon, made of black plastic
- On request also available as lever / knob handle sets
- Optionally available in natural finish cast aluminium, polished stainless steel or brushed stainless steel

Optional equipment


- Stainless steel push bar 38-2, brushed, 1000 mm high, outside, additionally with stainless steel lever handle set, inside
- Overhead door closer with hold-open device
- Push bar for escape door, inside (panic lock required)
- Multiple-point locking
- Window section with synthetic double pane



Side door NT 60 viewed
for rolling shutters from outside




View from inside
with 3-way adjustable hinge




Viewed from inside
with synthetic glazing



Lever handle set as standard



Side door NT 60 viewed
for rolling grille from outside



View from inside
with 3-way adjustable hinge



Lever handle set as standard



Optional additional synthetic pane to
provide full reach-through protection



Steel side doors with thermal break

MZ Thermo65 multi-purpose door

- 65-mm-thick door leaf with thermal break and PU rigid foam infill
- Aluminium block frame with thermal break and threshold with thermal break
- High thermal insulation with a U-value = 0.82 W/(m²·K)
- Optionally available in a WK 2 KSI Thermo version with 42-mm-thick door leaf



Additional information
can be found in the
Function doors for
construction projects
brochure.

Coloured Rolling Shutters and Rolling Grilles

Create attractive accents



High-grade colour coating to protect against wear

Matching door colours for facade

Coloured doors are increasingly used as design elements in modern industrial and commercial architecture. On account of their size alone, industrial rolling shutters and rolling grilles already play a key role in determining the visual appearance of the facade. This is why Hörmann offers you high-quality curtain coatings in more than 1000 RAL colours.

High-grade colour coating

Coil-coated rolling shutter laths provide long-term protection against adverse weather effects for surface finishes. Additional protective paint with polyamide particles reduces abrasion and noise.

All curtain and door types feature a bright-rolled bottom profile.

Special colours according to RAL





The colours shown are subject to the limitations of the printing process and cannot be regarded as binding.

All colours based on RAL.

Slight colour variations are permissible.

Standard colours

	
Grey white	RAL 9002
	
White aluminium	RAL 9006

Preferred colours

	
Grey aluminium	RAL 9007
	
Terra brown	RAL 8028
	
Anthracite grey	RAL 7016
	
Moss green	RAL 6005
	
Gentian blue	RAL 5010
	
Flame red	RAL 3000

The Safety of Hörmann Rolling Shutters and Rolling Grilles Is Certified

Safety features according to the European standard 13241-1 Hörmann products are tested and certified for:

- **Anti-fall safeguard**
- **Trap protection**
- **Trap guard**

Hörmann rolling shutters and rolling grilles work safely during all opening and closing phases – whether manually-operated or power-driven. In doors with an impulse control, the specified dynamic closing forces are reliably maintained through monitoring systems with an integrated self-test function.

At Hörmann, the door and operator are perfectly matched to each other, tested by independent organisations for your safety and in compliance with the relevant standards.

It pays to compare!

Rolling grilles in public, easily accessible areas

Special safety equipment is required in areas frequented by children, who may hang on the rolling grille.

Lintel trap guards always need to be fitted on DD and classic rolling grilles with impulse controls.

With rolling grille SB and TGT with operator WA 300 R S4, the safety requirements according to DIN 13241-1 are fulfilled by the standard power limit in the "Open" direction.

Anti-fall safeguard



Integral catch safety device in direct drive operators

This catch safety device offers especially good absorption, a large amount of power reserve and reliably prevents the door curtain from falling.

Separate catch safety device for chain drive and tubular operators

Just like the integral version, this version is a high-performance device that responds as soon as the speed limit is fractionally exceeded.

With the SB and TGT rolling shutters, the doubly secured tension spring assembly prevents the door from falling.

Trap protection and trap guard



Trap protection

Black plastic strips on the edges of the side guide protect against cuts.



Curtain cover

The optional curtain cover for door types SB, TGT and DD prevents operators from reaching into the hazard area of the door curtain in accordance with the EN 13241-1 requirements.



Safety equipment

Closing edge safety device, lintel trap guard and through-traffic photocell are self-testing before and during every shutter cycle. If a malfunction is detected in just one of the units, the shutter's control system automatically switches to press-and-hold operation.

Safety requirements


Please note the mandatory annual inspection for all power-driven doors.

Well Thought-Out Designs with Convincing Performance Properties

Performance characteristics according to the European standard 13241-1 Hörmann products are tested and certified for:

- **Thermal insulation**
- **Acoustic insulation**
- **Sealing**
- **Wind load**

Thermal insulation and acoustic insulation



Decotherm



Thermal insulation

Minimal thermal bridges and use of fine-pored PU rigid foam infill ensure good thermal insulation in all double-skinned door profiles compared with other rolling shutters.

Acoustic insulation

The door's curtain and sealing technology reduce noise from both outside and inside.

Sealing



Bristle seal



Double-skinned DD and classic rolling shutters have all-round sealing. This is ensured by a frost-proof flexible lip seal along the bottom edge, a brush seal at the lintel optimally adapted to the door size, as well as a fine bristle seal in the side guides.

Stability



DD rolling shutter Decotherm S profile with steel wind lock



Robust wink locks and deflection-resistant bottom profiles enable your door to withstand high wind loads.

Compatible System Solutions

For high functional door safety





Better with a system

This means the components have been optimally adjusted to work together, ensuring the door's functional safety.

The uniform operating concept and the 7-segment displays facilitate daily use. Fitting is also simplified thanks to uniform housing and cable sets. This way, all Hörmann products work together optimally and efficiently:

- Industrial doors
- Loading technology
- OPERATORS
- Controls
- Accessories

Hörmann Is Your Partner for Special Solutions

Special control construction



Hörmann offers you a complete and individual control concept from a single source. From the integration of the Hörmann special control into your control concept to a complete central control for all functions as well as PC-based visualisation of all door and loading components.



**Individual in-house
project development**



**Modular solutions,
compatible with the
Hörmann operator
technology**



**Controlled processes
through visualisation
on a control panel
or web application**

Controls

Compatible system solutions



	Internal control WA 250 R S4	Internal control WA 300 R S4	External control 300	External control 360	Impulse control 445 R	Comfort control 460 R	
OPERATORS							
WA 250 R S4 for SB rolling shutter / rolling grille	●	–		–			
WA 300 R S4 for SB / TGT rolling shutter / rolling grille	–	●		○			
WA 300 AR S4 for SB rolling shutter / rolling grille			●	○			
Direct drive operator for DD rolling shutter / rolling grille					○	○	
Accessory package S6 for rolling shutter DD							
Direct drive, chain drive and tubular operator for classic rolling shutter / rolling grille					○	○	
Functions / features							
Control and operator can be mounted separately	–	–	●	●	●	●	
Adjustments made conveniently directly on the control			●	●	●	●	
Soft start and soft stop for quiet door travel	●	●	●	●			
Power limit in "Open"/"Close" directions ⁴⁾	–	●	●	●			
Second opening height with additional button on the housing cover	–	○ ²⁾	○ ²⁾	●		●	
Status and error display via LED	●	●	●				
Menu reading from outside with a double 7-segment display (maintenance, cycle and operating hours counters as well as error analysis)	–	–		●	●	●	
Collective malfunction signalling with on-site individual display (acoustic, visual, or e.g. via mobile phone)	–	–		○	○	○	
Extension possible with external radio receiver	–	●	●	●	●	●	
Automatic timer ¹⁾	–	●	●	●		●	
Traffic control ¹⁾	–	–		○		○	
Integrated connecting terminals for additional command units	–	●	●	●	●	●	
Function lock via miniature lock	○	○	●	● ⁵⁾	● ⁵⁾	● ⁵⁾	
With SKS closing edge safety device: see fig. "Impulse operation without closing edge safety device"	–	●	●	●	●	●	
Without SKS closing edge safety device: "Open"/"Close" in press-and-hold operation	●	●	●	●			
Standard accessory DTH-R push button	●	●					
Power supply	230 V	230 V	230 V	230 V	400 / 230 V	400 / 230 V	
Main switch integrated into control housing	–	○ ³⁾	○	○	○	○	
Protection category IP 65 (jet-water protected) for controls and door leaf components	●	●	●	●	●	●	

● as standard

○ with corresponding equipment possibly with additional control

– Not available

¹⁾ Only in combination with an activating kit for warning light and photocell or light grille

²⁾ Possible in combination with UAP1-300 and DTH I or DTH IM

³⁾ In combination with push button control 300 U

⁴⁾ In the "Close" direction, the power limit is only possible in the indicated curtain variants and size ranges (see "Impulse operation without closing edge safety device", see page 46)

⁵⁾ Convertible to profile half cylinder



**Comfort
control
B 455 R**

**FU control
B 971 R S6**



**Optional:
Profile half cylinder**
For all external controls



**Optional:
Main switch**
For all external controls



**Optional push button control
300 U**
Push button control 300 U (figure above) forms a compact unit with dock leveller controls 420 S and 420 T. Combined with a dock leveller control including energy-saver function, this reduces energy consumption. Push button control 300 U is also optionally available with integrated main switch (not shown).

On request with integrated option relay:

- "Open" limit switch reporting for dock leveller release
- No magnetic switch required on the door
- Minimum cabling required

**Optional:
Key switch post ST1 1**
For installing a maximum of 2 controls with additional housing. Colour: White aluminium RAL 9006 Dimensions: 200 x 60 mm, height 1660 mm



Accessories

Radio control, receivers



Only from Hörmann

Hörmann BiSecur (BS)

The modern radio system for industrial door operators

The bi-directional BiSecur radio system is based on future-oriented technology for the convenient and secure operation of industrial doors. The extremely secure BiSecur encryption protocol makes sure that no-one can copy your radio signal. It was tested and certified by security experts at Bochum University.

Your advantages

- 128-bit encryption with the same high security level as in online banking
- Interference-resistant radio signal with a stable range
- Convenient inquiry of the door position*
- Backwards compatible, i.e. radio receivers with the frequency 868 MHz (2005 to June 2012) can also be operated with BiSecur control elements



5-button hand transmitter HS 5 BS

With additional button for querying the door position*, black or white textured surface, with chrome caps



5-button hand transmitter HS 5 BS

With additional button for querying the door position*, black textured surface, with chrome caps



4-button hand transmitter HS 4 BS

Black textured with chrome caps



1-button hand transmitter HS 1 BS

Black textured with chrome caps



4-button security hand transmitter HSS 4 BS

Additional function: copy protection for hand transmitter coding, with chrome caps



2-button hand transmitter HSE 2 BS

High-gloss black or white, with chrome caps



4-button hand transmitter HSE 4 BS

Black textured surface with chrome or plastic caps



1-button hand transmitter HSE 1 BS

Black textured with chrome caps



* WA 300 S4 optionally with bi-directional receiver ESEi BS, all other operators optionally with bi-directional receiver HET-2 24 BS and feedback on the end-of-travel positions.



**Industrial hand transmitter
HSI BS**

To control up to 1000 doors,
with a display and extra-large
quick selection buttons for
easier operation with work gloves,
transferring of hand transmitter
coding to other devices possible



**Radio code switch
FCT 3 BS**

With illuminated buttons
3 function codes



**Radio code switch
FCT 10 BS**

With illuminated buttons
and protective cover,
10 function codes




**Radio finger-scan
FFL 12 BS**

2 function codes
and up to 12 fingerprints



**1-channel relay receiver
HER 1 BS**

With volt-free relay output
with status query



**2-channel relay receiver
HER 2 BS**

With 2 volt-free relay outputs with
status query and external antenna



**2-channel relay receiver
HET-E2 24 BS**

With 2 volt-free relay outputs
for choosing the direction,
a 2-pin input for volt-free Open
and Close limit switch reporting
(for querying the door position)



**4-channel relay receiver
HER 4 BS**

With 4 volt-free relay outputs
with status query



**3-channel receiver
HEI 3 BS**

For controlling 3 functions



**Bi-directional receiver
ESEi BS**

For querying door position



Accessories

Push buttons



Push button DTH-R

For separate control of the door in the "Open" / "Close" positions, with separate stop button.

Dimensions:
90 × 160 × 55 mm (W × H × D)
Protection category: IP 65

For controls

360, 445 R, 460 R, B 455 R and integrated controls WA 250 R S4, WA 300 R S4



Push button DTH-RM

For separate control of the door in the "Open" / "Close" positions, with separate stop button, with miniature lock (operator is deactivated). Operator movement is no longer possible.). 2 keys included in the scope of delivery.

Dimensions:
90 × 160 × 55 mm (W × H × D)
Protection category: IP 65

For controls

360, 445 R, 460 R, B 455 R and integrated controls WA 250 R S4, WA 300 R S4



Push button DTH-I

For control of the door in the "Open / Close" positions, with separate stop button, 1/2-open button to open the door up to the programmed intermediate travel limit.

Dimensions:
90 × 160 × 55 mm (W × H × D)
Protection category: IP 65

For controls

360, 460 R and integrated controls WA 300 R S4



Push button DTH-IM

For control of the door in the "Open / Close" positions, with separate stop button, 1/2-open button to open the door up to the programmed intermediate travel limit, with miniature lock (Operator is deactivated. Operator movement is no longer possible.), 2 keys included in the scope of delivery.

Dimensions:
90 × 160 × 55 mm (W × H × D)
Protection category: IP 65

For controls

360, 460 R and integrated controls WA 300 R S4



Push button DT 02

For control of the door in the "Open / Close" positions, with separate stop button.

Dimensions:
75 × 145 × 70 mm (W × H × D)
Protection category: IP 65

For controls

360, 445 R, 460 R and B 455 R



Push button DT 03

For separate control of both operational directions, with separate stop button.

Dimensions:
75 × 180 × 70 mm (W × H × D)
Protection category: IP 65

For controls

360, 445 R, 460 R and B 455 R



Push button DT 04

For separate control of the door in the "Open / Close" positions, with separate stop button, 1/2-open button to open the door up to the programmed intermediate travel limit.

Dimensions:
75 × 225 × 70 mm (W × H × D)
Protection category: IP 65

For controls

360, 460 R and B 455 R



Push button DTN A 30

For separate control of the door in the "Open" / "Close" positions, with separate stop button (stays depressed after actuation in order to prevent unauthorised operation. Unlocking with key), 2 keys included in the scope of delivery, Dimensions:

75 × 180 × 105 mm (W × H × D)
Protection category: IP 65

For controls

360, 445 R, 460 R and B 455 R

Accessories

Push buttons, key switches, key switch posts



Push button DTP 02

For control of the door in the "Open / Close" positions, with separate stop button and control voltage indicator, lockable with profile half cylinder (available as accessory).

Dimensions:
77 × 235 × 70 mm (W × H × D)
Protection category: IP 44

For controls

360, 445 R, 460 R, B 455 R and integrated control WA 300 R S4

Push button DTP 03

For separate control of the door in the "Open / Close" positions, with separate stop button and control voltage indicator, lockable with profile half cylinder (available as accessory).

Dimensions:
77 × 270 × 70 mm (W × H × D),
Protection category: IP 44

For controls

360, 445 R, 460 R, B 455 R and integrated controls WA 250 R S4, WA 300 R S4

Emergency-off button DTN 10

To quickly immobilise the door, push-to-lock button (mushroom button), surface-mounted.

Dimensions:
93 × 93 × 95 mm (W × H × D)
Protection category: IP 65

For controls

360, 445 R, 460 R, B 455 R and integrated controls WA 250 R S4, WA 300 R S4

Emergency-off button DTNG 10

To quickly immobilise the door, push-to-lock mushroom button, Surface-mounted

Dimensions:
93 × 93 × 95 mm (W × H × D)
Protection category: IP 65

For controls

360, 445 R, 460 R, B 455 R and integrated controls WA 250 R S4, WA 300 R S4

The lockable function serves to isolate the control voltage and immobilises the command units. Profile half cylinders are not included in the scope of delivery for the push buttons.



Key switch ESA 30 Surface-mounted version

With 3 keys
Impulse or "Open / Close" function selectable.

Dimensions:
73 × 73 × 50 mm (W × H × D)
Protection category: IP 54

Key switch ESU 30 Recessed version

With 3 keys
Impulse or "Open / Close" function selectable.

Dimensions of switch box:
60 mm (d), 58 mm (D)
Dimensions of cover:
90 × 100 mm (W × H),
Wall recess:
65 mm (d), 60 mm (D)
Protection category: IP 54

Key switch STAP 30 Surface-mounted version

With 3 keys
Impulse or "Open / Close" function selectable.

Dimensions:
80 × 110 × 68 mm (W × H × D)
Protection category: IP 54

Key switch STUP 30 Recessed version

With 3 keys
Impulse or "Open / Close" function selectable.

Dimensions of switch box:
60 mm (d), 58 mm (D)
Dimensions of cover:
80 × 110 mm (W × H)
Wall recess:
65 mm (d), 60 mm (D)
Protection category: IP 54

Key switch post STS 1

With adapter for installing command units (e.g. transponder key switch, code switch, finger-scan or key switch). The command units must be ordered separately. The post is anodised aluminium (natural finish). Top and bottom end of post in Slate grey, RAL 7015.

Dimensions:
300 mm (d), 1250 mm (H)
Protection category: IP 44

Version with fitted key switch STUP (available as accessory)

Accessories

Code switches



Code switch CTR 1b, CTR 3b

The code switches CTR 1b and CTR 3b offer a high level of security against unauthorised opening. You simply enter your own personal code – a key is no longer needed.

With the CTR 3b comfort version, you can open a second door and also switch on the outside lights or change the direction of the door.

Dimensions:

80 × 110 × 17 mm (W × H × D),

Decoder housing:

140 × 130 × 50 mm (W × H × D)

Keypad protection category: IP 65

Decoder housing protection category: IP 54

Switching capacity: 2.5 A / 30 V DC

500 W / 250 V AC



CTV 1 / CTV 3 code switch

The code switches are especially robust and protected against vandalism. To operate, you enter your own personal code – no key is needed.

With the CTV 3 comfort version, you can open a second door and also switch on the outside lights or change the direction of the door.

Dimensions:

75 × 75 × 13 mm (W × H × D),

Decoder housing:

140 × 130 × 50 mm (W × H × D)

Keypad protection category: IP 65

Decoder housing protection category: IP 54

Switching capacity: 2.5 A / 30 V DC

500 W / 250 V AC



Finger-scan FL 12, FL 100

A fingerprint is enough to securely and conveniently open your rolling shutter / rolling grille. The finger-scan is available in two versions, as an FL 12 or FL 100 to store 12 or 100 fingerprints, respectively.

Dimensions:

80 × 110 × 39 mm (W × H × D)

Decoder housing:

70 × 275 × 50 mm (W × H × D)

Reader protection category: IP 65

Decoder housing protection category: IP 56

Switching capacity: 2.0 A / 30 V DC



Transponder key switch TTR 100, TTR 1000

The convenient solution when several persons require access to the building. You simply hold the transponder key with your personal security code approx. 2 cm in front of the reader (non-contact system). A major benefit in the dark. Two transponder keys are included.

Suitable for max. 100 transponder keys (TTR 100) or 1000 transponder keys (TTR 1000). Alternatively, transponder cards can also be used.

Dimensions:

80 × 110 × 17 mm (W × H × D),

Decoder housing:

140 × 130 × 50 mm (W × H × D)

Transponder pad protection category: IP 65

Decoder housing protection category: IP 54

Switching capacity: 2.5 A / 30 V DC

500 W / 250 V AC

Accessories

Photocells, light grilles, key switch posts



Reflection photocell RL 50 / RL 300

Photocell with transmitter / receiver unit and reflector.

The photocell is tested by the control prior to each closing cycle.

Connected via a system cable (RL 50, length 2 m) or a 2-wire cable (RL 300, length 10 m).

Dimensions: 45 × 86 × 39 mm (W × H × D),
Protection category: IP 65

Reflector range up to 8 m (standard):
30 × 60 mm (W × H),

Reflector range up to 12 m (not shown):
80 mm diameter

Optional: weather protective cover (not shown),
anti-fog coating

One-way photocell EL 51

Photocell with separate transmitter and receiver.

The photocell is tested by the control prior to each closing cycle.

Connected via a system cable.
Max. range 8.0 m

Dimensions with fitting bracket:
45 × 85 × 31 mm (W × H × D)

Protection category: IP 65

Optional: weather protective cover (not shown)

Pull switch ZT 2 with cord

Impulse generation to open or close the door

Dimensions:

60 × 90 × 55 mm (W × H × D)

Pull cord length: 3.2 m

Protection category: IP 65

KA 1 cantilever arm (not shown),
extension 1680 – 3080 mm,
can be used with ZT 2

Light grille HLG-V as advance protection

The light grille additionally monitors the main closing edge of the door at a height of 2500 mm.

Fitting is possible both on the outside on the facade and in the reveal as well as to the guide rail. Optionally, the HLG-V can also be integrated into the key switch post set STL made of weather-resistant anodised aluminium.


Max. range: max. 10 m,
protection category: IP 65,
operating temperature: –20 °C to +60 °C,
resolution: < 50 mm (under 500 mm);
< 200 mm (over 500 mm),
increased security with cross-beam
sensor technology,
easy alignment possible,
connection cables included
in the scope of delivery



Fitting in the reveal



Fitting to the guide rail



Fitting with key switch post set STL

Accessories

Activating kit for warning lights, LED warning lights



Multi-function circuit board to be fitted in existing housing or optionally in separate extension housing (shown)

Limit switch reporting, momentary impulse, collective malfunction signalling.
Extension unit for controls 445 R, 460 R, B 455 R

Dimensions of additional housing:
202 × 164 × 130 mm (W × H × D)
Protection category: IP 65
A circuit board can be optionally mounted in the control.



Digital weekly timer in a separate additional housing

The timer can switch command units on and off via a volt-free contact.
Extension unit for controls 460 R, B 455 R
Switching capacity: 230 V AC 2.5 A / 500 W
Can be switched over to summer / winter time
Manual switching: automatic operation, switching preselection "permanently ON / OFF"

Dimensions of additional housing:
202 × 164 × 130 mm (W × H × D)
Protection category: IP 65



Summer / winter activating kit in an additional housing

Function for full opening of door and individually programmable intermediate travel limit.
Extension unit for controls 460 R, B 455 R

Dimensions of additional housing:
202 × 164 × 130 mm (W × H × D)
Protection category: IP 65



DI 1 induction loop in a separate additional housing

Suitable for one induction loop.
The detector has a normally open contact and a change-over contact.

DI 2 induction loop (not shown) in a separate additional housing

Suitable for two separate induction loops.
The detector has two volt-free normally open contacts.
Can be set for impulse or permanent contact.
Directional recognition possible.
Dimensions of additional housing:
202 × 164 × 130 mm (W × H × D)
Switching capacity:
DI 1: low voltage 2 A, 125 V A / 60 W
DI 2: 250 V AC, 4 A, 1000 VA, (resistive load AC)
Supplied without loop cable



Loop cable for induction loop

Roll of 50 m,
Cable designation: SIAF,
Cross section: 1.5 mm²,
Colour: brown

Warning lights with bright, long-lasting LEDs



Activating kit for warning light for fitting in an existing housing or optionally in a separate extension housing, incl. 2 yellow warning lights

Extension unit for control 445 R, 460 R, B 455 R.

The activating kit for warning lights serves as a visual indicator while the door is moving (weekly timer, optional for 460 R, B 455 R).

Applications:

Start warning (for 445 R, 460 R, B 455 R), automatic timer (460 R, B 455 R).

After the set hold-open phase has elapsed (0–480 s), the warning lights flash during the set pre-warning phase (0–70 s).

Traffic light dimensions:

180 × 250 × 290 mm (W × H × D)

Dimensions of additional housing:

202 × 164 × 130 mm (W × H × D)

Contact load: 250 V AC : 2.5 A / 500 W

Protection category: IP 65

Traffic light material:

High-quality aluminium housing, powder-coated



Traffic control in a separate additional housing or for fitting in an existing housing, incl. 2 red / green warning lights

Extension unit for control 460 R and B 455 R.

The activating kit for warning lights serves as a visual indicator for regulating the entrance and exit (optional weekly timer).

Duration of the green phase: Adjustable from 0 – 480 s

Duration of the clearance phase: Adjustable from 0 – 70 s

Traffic light dimensions:

180 × 410 × 290 mm (W × H × D)

Dimensions of additional housing:

202 × 164 × 130 mm (W × H × D)

Contact load: 250 V AC : 2.5 A / 500 W,

Protection category: IP 65

Traffic light material:

High-quality aluminium housing, powder-coated



UAP 1-300

for WA 300 R S4

For impulse selection, partial opening function, limit switch reporting and activating kit for warning light with 2 m system cable

Protection category: IP 65

Max. switching capacity:

30 V DC / 2.5 A (resistive load)

250 V AC/500 W (resistive load)

Dimensions:

110 × 45 × 40 mm (W × H × D)



HOR 1-300

for WA 300 R S4

To control limit switch reporting or warning lights with 2 m connecting lead

Protection category: IP 44

Max. switching capacity:

30 V DC / 2.5 A (resistive load)

250 V AC/500 W (resistive load)

Dimensions:

110 × 45 × 40 mm (W × H × D)



Radar movement detector

RBM 2

For "Open door" impulse with directional recognition, max. fitting height: 6 m

Dimensions:

155 × 132 × 58 mm (W × H × D)

Contact load:

24 AC / DC, 1 A at resistive load

Protection category: IP 65

Optional: remote control for radar movement detector

Hörmann Product Range

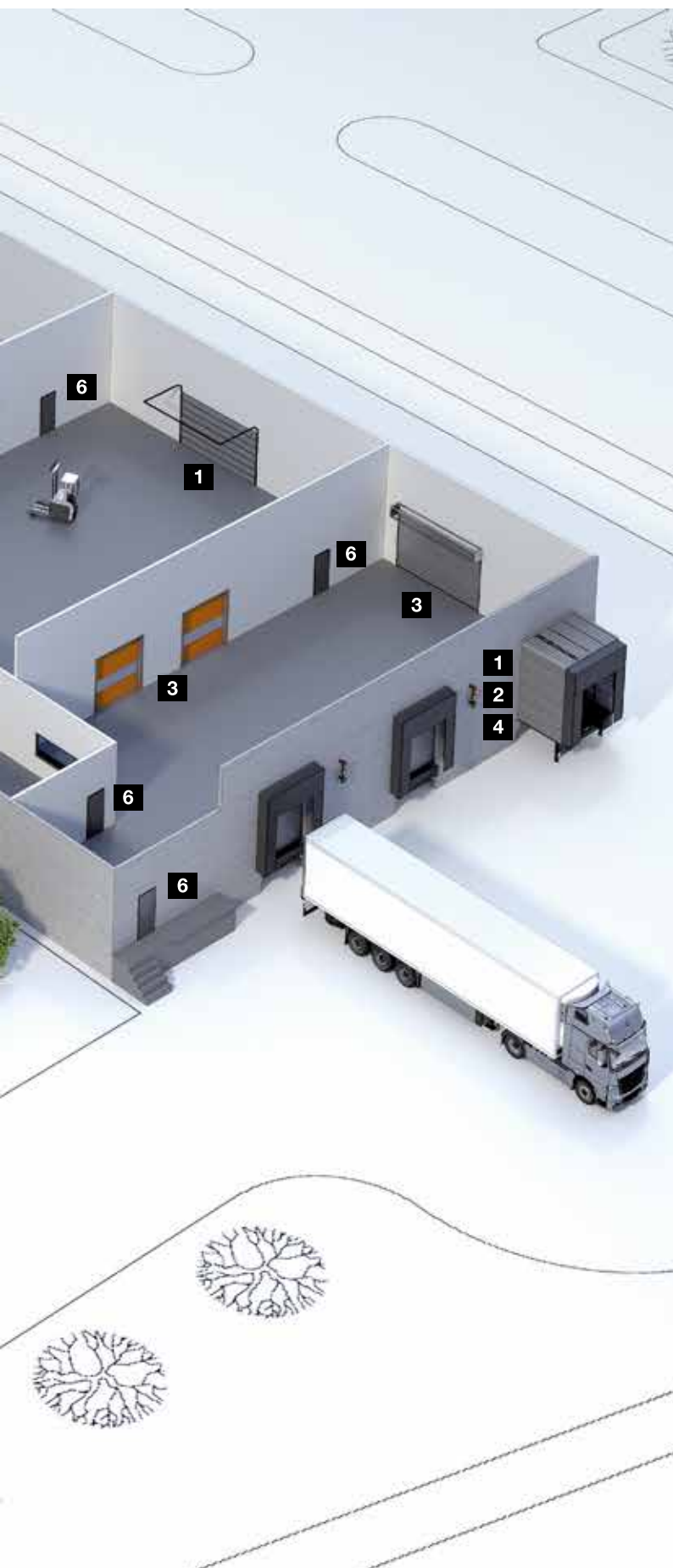
Everything from a single source for your construction project





**Quick service with testing,
maintenance and repairs**

Our extensive service network
means that we are always nearby
and at your service around the clock.



Sectional doors



**Rolling shutters
and rolling grilles**



High-speed doors



Loading technology



**Steel and stainless steel
sliding doors**



**Steel and aluminium
multi-function doors**



Steel and stainless steel doors



**Steel frames with high-quality
timber function doors
from Schörghuber**



Fully glazed tubular frame parts



Automatic sliding doors



Visibility window



Collective garage doors



**6-8 MEADOW CLOSE
ISE VALLEY INDUSTRIAL ESTATE
FINEDON ROAD
WELLINGBOROUGH
NN8 4BH**

**EMAIL: ENQUIRIES@SAMSONDOORS.CO.UK
TELEPHONE: (01933) 448850
MON - FRI 8:30AM - 5:30PM**