

Hormann Shop Door ShopRoller SR



EMAIL: ENQUIRIES@SAMSONDOORS.CO.UK
TELEPHONE: (01933) 274276
MON - FRI - 8.30AM - 5.30PM



NEW: Shop door ShopRoller SR

Optional RC 2 or RC 3 safety equipment

RC2 RC3

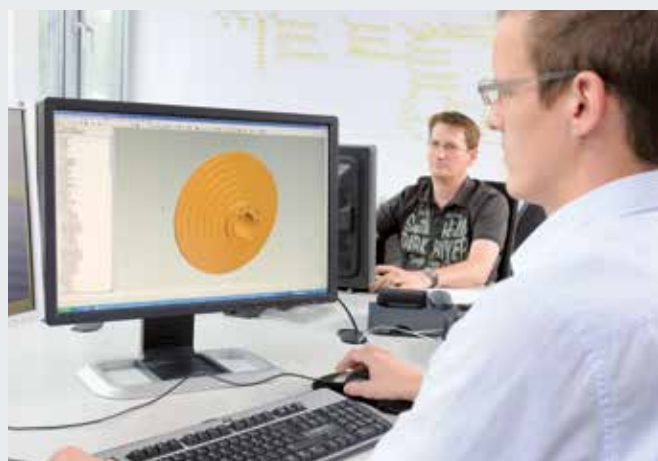
HÖRMANN

Hörmann brand quality

Reliable and oriented towards the future



Meile Moosach in Munich, with Hörmann products



In-house product development

At Hörmann, innovation is produced in-house – highly qualified employees of the development department are in charge of product optimisation and new developments. This results in market-ready, high-quality products that are very popular around the globe.



Modern manufacturing

All the essential components, such as profiles, side guides, and support brackets are developed and produced by Hörmann.

The certified Management System guarantees the highest level of quality from development, through production to shipping.

This is Hörmann quality – Made in Germany.



Made in Germany



As Europe's leading manufacturer of doors, hinged doors, frames and operators, we are committed to high product and service quality. This is how we set standards on an international scale.

Highly-specialised factories develop and manufacture construction components that are marked by excellent quality, functional safety and a long service life.

Our presence in the global economy's key regions makes us a strong, future-oriented partner for industrial and public construction projects.



It goes without saying that spare parts for doors, operators and controls are original Hörmann parts that come with a guaranteed availability of 10 years.



Competent advice

Experienced specialists within our customer-oriented sales organisation accompany you from the planning stage, through technical clarification up to the final building inspection. Complete working documentation, such as, e.g. technical manuals, is not only available in printed form, but also always accessible and up-to-date at www.hoermann.com



Fast service

Our extensive service network means that we are always nearby and at your service around the clock. This is a great advantage for testing, maintenance and repairs.



Good reasons to try Hörmann

The market leader has all the innovations



1

Compact design

The ShopRoller SR has been designed very compactly to meet the **requirements of shopfitting**. Depending on the individually available space and building structure, the shop door can be fitted both in front, behind and in the reveal. The tubular drive in the barrel does not require **any additional space**. The support brackets and the just 110 mm wide side guides close flush at the sides.

2

Easy to fit

All door components are supplied ready to install so that no adjustments or drill holes have to be performed on-site. The fixing points are prepared at the factory and the fastening material for the respective building structure is supplied as standard. This is how the ShopRoller SR can be fitted easily and without errors in the shortest amount of time. **This reduces fitting times and costs.**



3

Elegant surface finish

The **elegant shop door** with curtain, side guide and bottom profile made of anodised aluminium E6 / C0 fits unobtrusively into the fitting environment thanks to its **high-quality design**. In addition, the surface is **resistant to fingerprints and cleaning agents**.



4

Approved break-in resistance

The ShopRoller SR offers **security to shops both day and night** for businesses or sales spaces within shopping centres, stadiums or restaurants. **For particularly high security requirements**, optional break-in-resistant curtain variants are available in the **RC 2 or RC 3 resistance classes** tested in accordance with DIN EN 1627.

RC2

RC3

ShopRoller SR

Secure door for sales areas



ShopRoller SR65-R, curtain with square perforation as a shop door

**Detailed views of curtains
can be found on page 11**



ShopRoller SR65-7, curtain with round perforation



ShopRoller SR65-V, curtain with closed profile, optionally tested according to DIN EN 1627 RC 3 as a security door




ShopRoller SR65-R, curtain with square perforation e.g. as a counter door

RC2


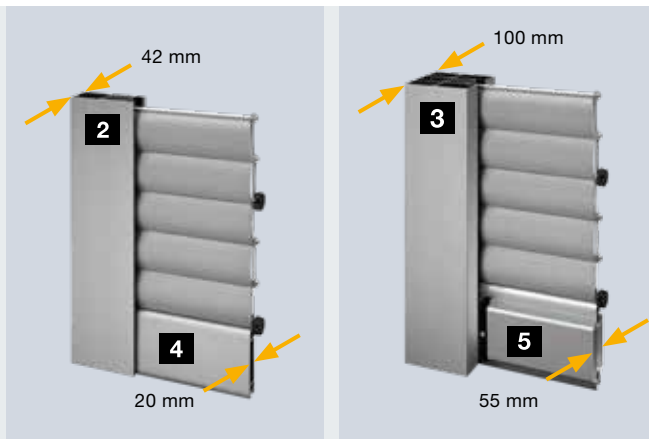
RC3

ShopRoller SR

Equipment



1



Narrow construction 1

The 110 mm wide aluminium side guides are flush with the sides of the barrel support brackets and require no additional space. The tubular drive is integrated in the barrel for a compact design.

Robust components

For safe operation of the ShopRoller SR, the side guides and the bottom profile are optimally matched to the size of the construction. Depending on the curtain size, the depth of the side guides is 42 mm 2 or 100 mm 3 and the depth of the bottom profile is 20 mm 4 or 55 mm 5.

Safety equipment

Standard safety gear prevents uncontrolled unwinding of the curtain. In addition, all curtains are equipped with reliable lift-off protection 6, so that they cannot be easily pushed out of the side guides e.g. in case of vandalism. The bottom profile can be optionally equipped to close on one or both sides (figure 7 interior view, figure 8 exterior view).

Convenient operation via key switch 9

The plug-in 230 V tubular drive is operated via the standard key switch in press-and-hold operation. Optionally, a second button can be fitted e.g. for operation inside and outside.


Emergency operation as standard 10

Thanks to the emergency operation, the ShopRoller SR can be opened or closed from the inside in the event of a power failure simply by means of the awning bar. Optionally, a lockable emergency operation from the outside is available.

ShopRoller SR

Curtain versions






SR65-R
with 60 × 44 mm square perforation



SR65-R23
with 60 × 44 mm square perforation (2 of 3 perforations)

RC2



SR65-7
with 7 mm round perforation

RC2



SR65-V
as a closed profile

RC2

RC3

Curtain versions

The ShopRoller SR is available in 4 different curtain variants. The curtains with square or round perforations can also be combined with closed profiles as a floor section up to max. 1410 mm in height e.g. to protect the shop against splashes.

The side guides, bottom profile and curtains are made from sturdy aluminium as standard. The anodised surface looks very elegant and integrates subtly into the fitting environment. Furthermore, it is very resistant to fingerprints and dirt.

Break-in-resistant curtain variants

RC2

RC3

The ShopRoller SR is optionally available in resistance classes RC 2 or RC 3, tested according to DIN EN 1627. The curtain variants SR65-R23, SR65-7 and SR65-V are available in RC 2, and curtain variant SR65-V also in RC 3.

Curtain	SR65-R	SR65-R23	SR65-7	SR65-V
Ventilation cross section	Approx. 54 %	Approx. 36 %	Approx. 19 %	0 %
Curtain weight (approx. kg/m²)	4,1	4,7	5,3	6,0
Optional break-in resistance	–	RC 2	RC 2	RC 2 RC 3

Technical data and size ranges

Ordering sizes

Minimum ordering width	1000 mm
Maximum ordering width	7000 mm
Minimum ordering height	800 mm
Maximum ordering height	4500 mm

Material surface

Extruded anodised aluminium E6 / C0

- Curtain
- Side guides
- Bottom profile

Operator performance characteristics

Cycles per day	10
Cycles per hour	1
Voltage	230 V
Frequency	50 Hz
Protection category	IP 44
Mains plug	Schuko plug type F (CEE 7 / 7)
Operating temperature	-10 °C to +40 °C

Key switch for operation in press-and-hold operation

Protection category	IP 54
---------------------	-------

Connecting socket

Protection category	IP 65
---------------------	-------

Standard version

Side guide	Door width	Door height
FS110 × 42	≤ 6000 mm	≤ 3000 mm
FS110 × 100	> 6000 mm	> 3000 mm

RC 2 version

Side guide	Door width	Door height
FS110 × 42	≤ 4000 mm	≤ 3000 mm
FS110 × 100	> 4000 mm	> 3000 mm

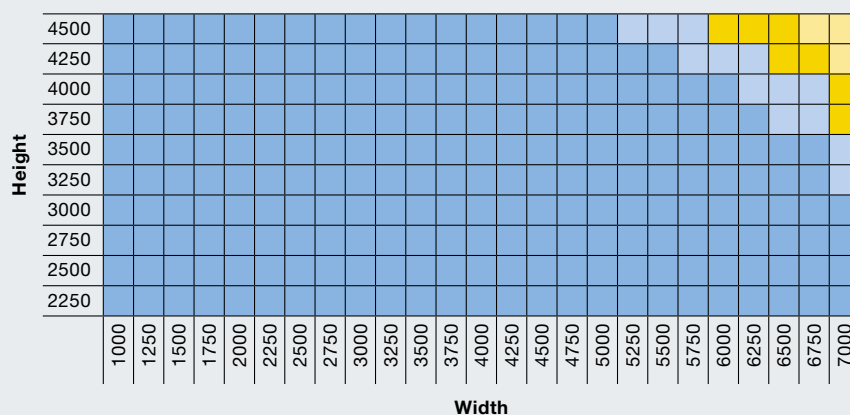
RC 3 version

Side guide	Door width	Door height
FS110 × 42	–	–
FS110 × 100	All widths	All heights

For use indoors and in sheltered outdoor areas. Does not work if covered in ice or snow.

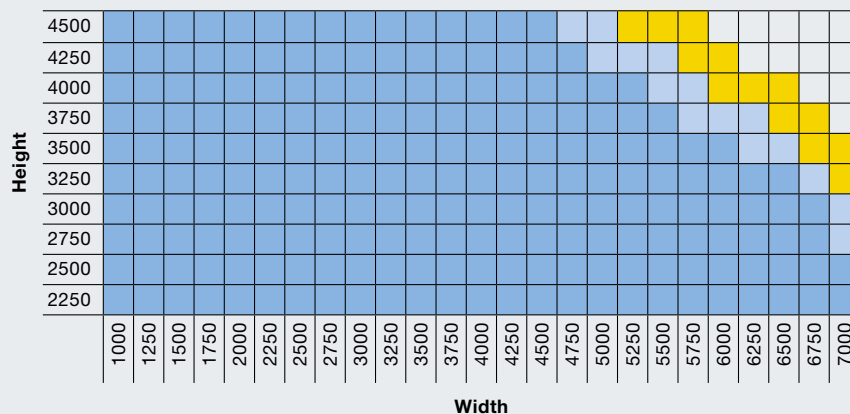
Curtain versions

SR65-R	
SR65-R23	
SR65-7	
SR65-V	



Curtain variants with RC 2 security equipment

SR65-R23	
SR65-7	
SR65-V	



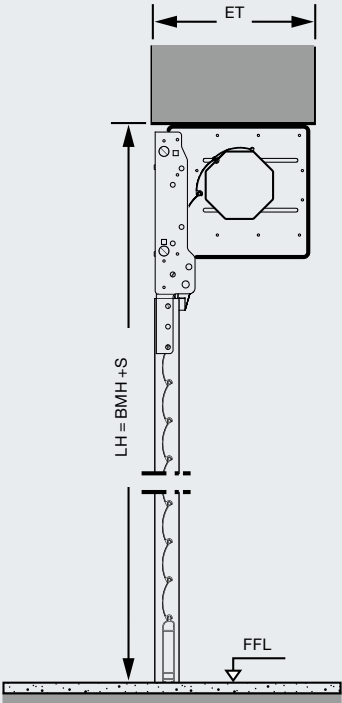
Curtain variants with RC 3 security equipment

SR65-V	
--------	--

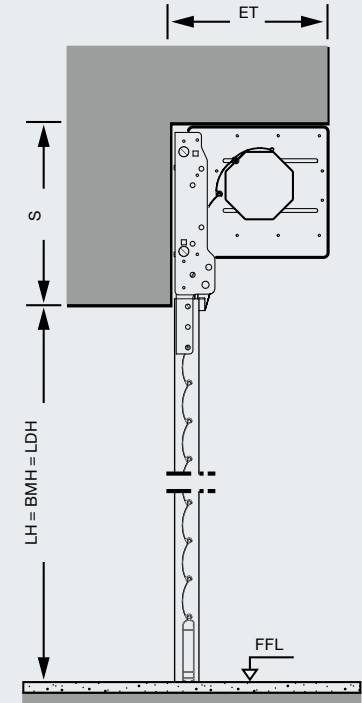


Fitting data

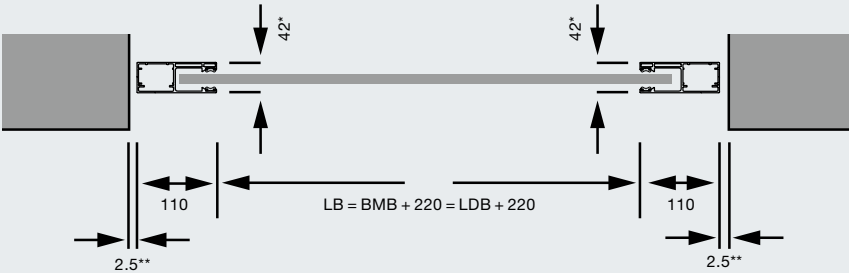
Vertical view
Fitting in the opening



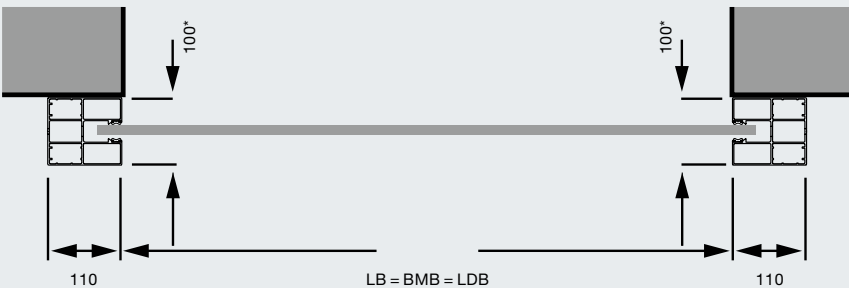
Vertical view
Fitting behind or in front of the opening



Horizontal view
Fitting in the opening
(example with side guide 110 x 42 mm)



Horizontal view
Fitting behind or in front of the opening
(example with side guide 110 x 100 mm)



Explanation of dimensions

BMB	Ordering width
BMH	Ordering height
ET	Fitting depth
LB	Clear width
LH	Clear height
LDB	Clear passage width
LDH	Clear passage height
FFL	Finished floor level
S	Required headroom

Required headroom and fitting depth

Door height	S	ET
4500	406	346
4250	398	330
4000	395	324
3750	395	324
3500	389	320
3250	382	320
3000	382	320
2750	378	320
2500	368	320
2250	366	320
≤ 1500	355	320

Fitting options and requirements of the building structure

- Concrete:**
Strength class C 20 / 25, thickness, 140 mm, standard EN 206-1
- Steel:**
Strength class S235-JRG2, thickness 5 mm, standard EN 10027-1
- Brickwork:**
Stone strength class 12 / mortar group II, thickness 240 mm, standard DIN 1053-1
- Timber:**
Softwood C24 / quality class II, thickness 120 x 120 mm, standard DIN 1052 (EC5)

All components are prepared ready for fitting.

- * Depth of side guides depending on the ordering dimensions and versions
- ** When fitting in the opening, 2.5 mm lateral clearance to the building structure is automatically taken into account for calculating the ordering size per side

Notice:
All dimensions in this document are minimum dimensions and guide values. For detailed planning, your Hörmann partner will produce a binding approval drawing using our product configurator.

All dimensions in mm

Hörmann product range

Everything from a single source for your shopping centre






Quick service with testing, maintenance and repairs

Our extensive service network means that we are always nearby and at your service around the clock.



Shop doors




Rolling grilles



Sliding door RC 2 security combination with rolling grille



Automatic sliding doors



Tubular frame construction project doors



Steel / stainless steel construction project doors



Fire-rated curtains and sliding doors



High-speed doors



Industrial doors



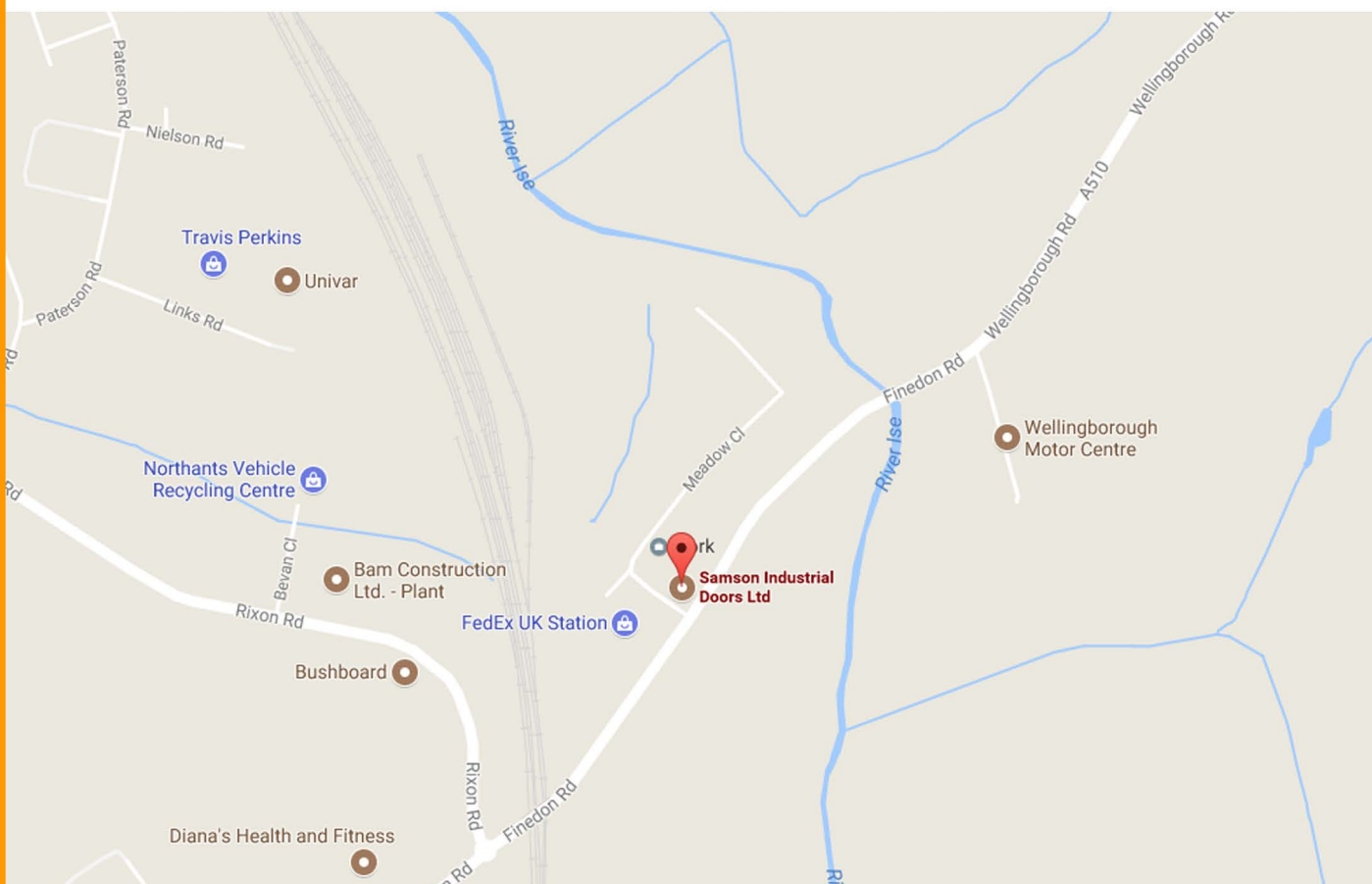
Collective garage doors



Barrier and pay station systems



Bollards and road blockers



**6-8 MEADOW CLOSE
ISE VALLEY INDUSTRIAL ESTATE
FINEDON ROAD
WELLINGBOROUGH
NN8 4BH**

**EMAIL: ENQUIRIES@SAMSONDOORS.CO.UK
TELEPHONE: (01933) 274276
MON - FRI - 8.30AM - 5.30PM**