

## **Robust TUFF-VENT Brochure**



**EMAIL: [ENQUIRIES@SAMSONDOORS.CO.UK](mailto:ENQUIRIES@SAMSONDOORS.CO.UK)  
TELEPHONE: (01933) 448850  
MON - FRI 8:00AM - 5:00PM**

# TUFF-VENT

## Steel security louvred doors



**STEEL DOORS  
FOR THE  
REAL WORLD**



### INTRUDER RESISTANT

Certified to **PAS 24**  
and approved by  
**Secured by Design**



### CE MARKED

CE Marked to  
**BS EN 14351-1**



### MADE TO MEASURE

All steel doors are made to order at our UK factory and delivered fully assembled.

# ROBUST

## Steel Door Solutions

Scandinavian design. Manufactured in Britain





# TUFF-VENT

## Steel security louvred doors

Alongside our standard steel and aluminium louvred products, we also manufacture a security rated louvred door. Offering maximum free airflow whilst maintaining strength and security, TUFF-VENT is suitable for plant rooms, boiler rooms etc where a continuous airflow is required to ventilate machinery. TUFF-VENT is fully CE compliant and can be polyester powder coated in our standard range of colours.

### > DOOR LEAF

<b>Production sizes:</b>	TUFF-VENT is available made to measure and delivered fully assembled.	
<b>Thickness:</b>	A standard 2mm steel louvre vane is used throughout, welded at every junction.	
<b>Material:</b>	2mm galvanised steel sections as standard.	
<b>Construction:</b>	Constructed using hollow metal standardised sections.	

### > DOOR FRAME

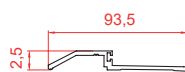
<b>Construction:</b>	Fully welded construction with 10no. adjustable fixing feet per jamb, variable sub-frame supplied as standard to accommodate site tolerance of -0/+30mm. The frame is fitted with 5no. surface mounted hinges.
<b>Opening:</b>	Single swing latched as standard.

### > SIZES

Configuration:	Max frame width (mm):	Max frame height (mm):
Single leaf without side & over panels:	1085	2180
Double leaf without side & over panels:	2180	2180
Coupled or stand alone side panels(either side):	700	2195
Coupled or stand alone over panels:	2500	600

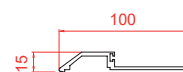
### > THRESHOLD

#### Standard



15mm aluminium  
(DDA compliant)

#### Optional



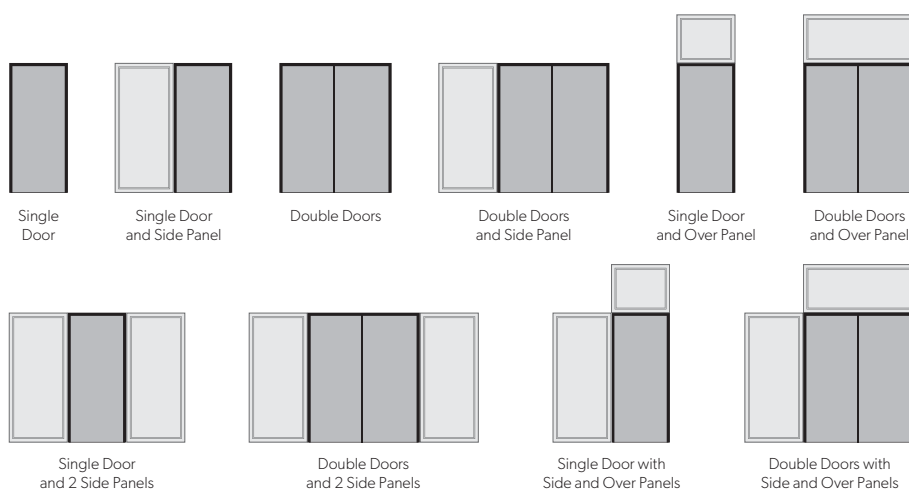
15mm steel pressed  
rebated threshold  
(DDA compliant)

> **FREE AREA**

When calculated on a 1000mm x 2100mm over frame door, TUFF-VENT achieves a free area of 55 %. When based on the area of the louvres only, this equates to 72%.

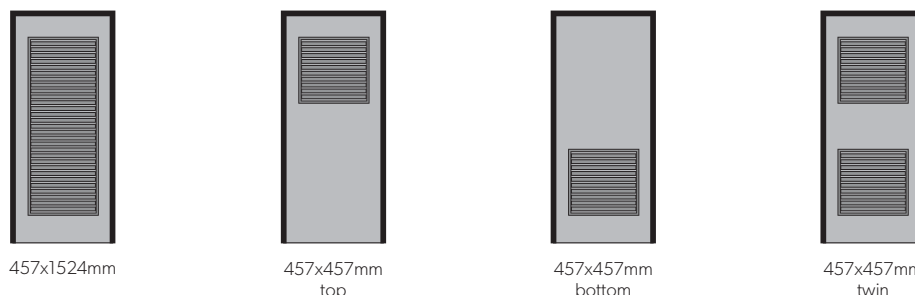
> **PANEL ARRANGEMENTS**

<b>Panels:</b>	Side and over panels can be supplied.
<b>Panel sizes:</b>	Side panels are available up to 1100mm wide x 2500mm high. Over panels are available up to 2500mm (single door) or 2200mm (double door).
<b>Options:</b>	Combinations to create enclosures. Please consult the Sales office with specific requirements.



> **LOUVRE PANEL OPTIONS**

<b>Options:</b>	TUFF-VENT grid is also available as a panel to fit into INNA-DOR, OUTA-DOR and SECUR-DOR 2.
<b>Sizes:</b>	Two standard sizes: 457mm x 457mm and 457mm x 1524mm, giving approximately 0.15m <sup>2</sup> and 0.5m <sup>2</sup> free area respectively.



> **SECURITY**

The TUFF-VENT doorset is tested to PAS 24 and approved by Secured by Design - the official UK Police initiative to 'design out crime'. Please note however that TUFF-VENT is not available certified to LPS 1175 like TUFF-DOR.




> **FINISHES**

**Standard**




Polyester Powder Coated from Standard Colour Range


**Optional**



Polyester Powder Coated from Non-Standard Colour Range



Stainless Steel Brushed, Polished or Patterned



Unfinished for site finishing

> **LOCKS AND HARDWARE**

**We stock a wide range of steel door parts, including: handles, locks, hinges, seals, panic hardware, closers & stays, cylinders, paint, thresholds, access control hardware and plates.**

TUFF-VENT is fitted with a Hooply lock, with Securefast escutcheons and TS007 cylinder as standard. Double door configurations are available with flushbolts. All doors are delivered fully assembled.



**ROBUST UK LTD** Sutherland Road, Longton, Stoke-on-Trent, Staffordshire, ST3 1HZ  
Tel: +44 (0) 1782 592900 Email: sales@robust-uk.com

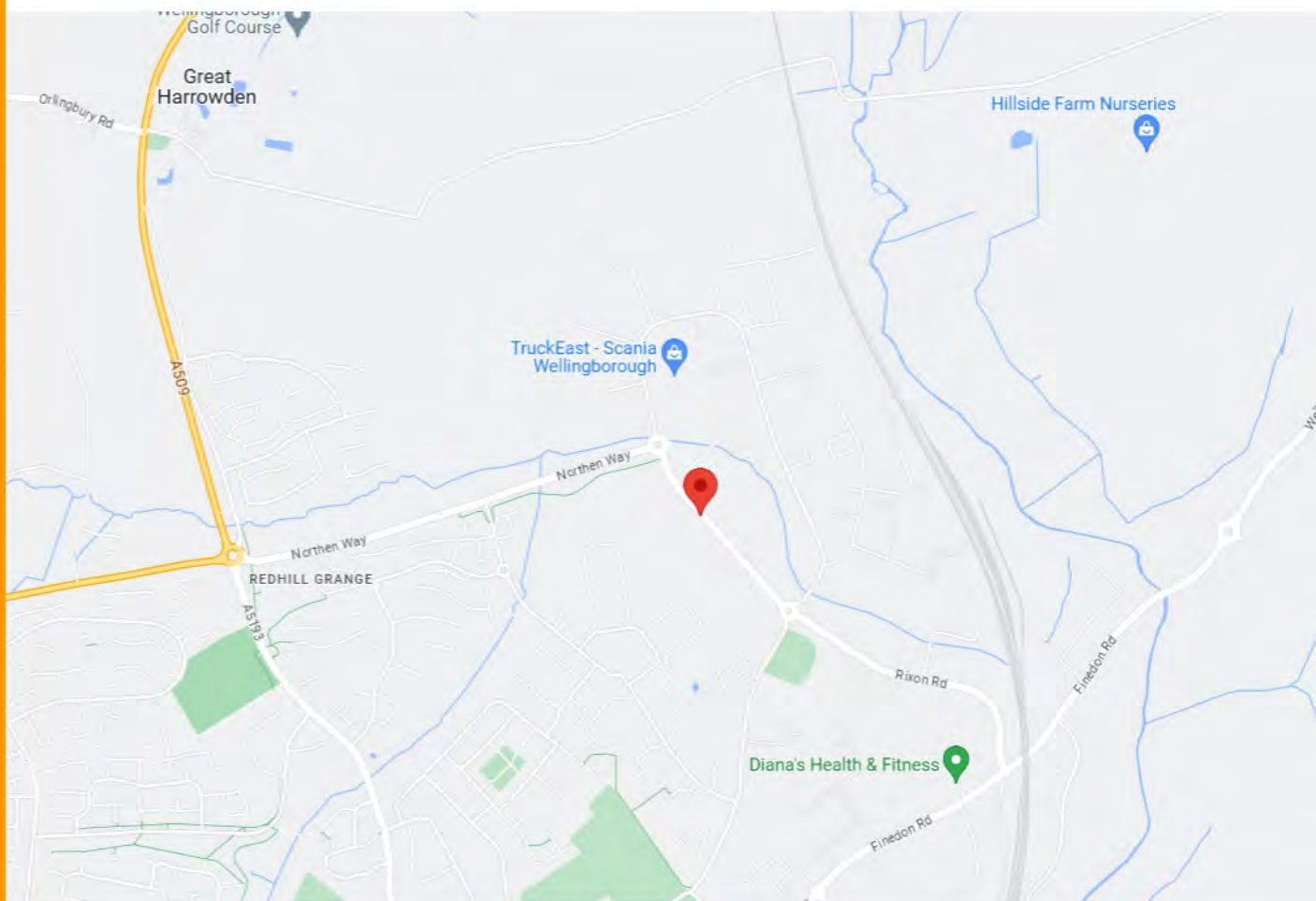
*Individual specifications may vary as Robust conduct a policy of continuous product development.*



Steel Door Solutions

[www.robust-uk.com](http://www.robust-uk.com)

# Samson



**29-31 STEWARTS ROAD  
WELLINGBOROUGH  
NORTHAMPTONSHIRE  
NN8 4RJ**

**EMAIL: [ENQUIRIES@SAMSONDOORS.CO.UK](mailto:ENQUIRIES@SAMSONDOORS.CO.UK)  
TELEPHONE: (01933) 448850  
MON - FRI 8:00AM - 5:00PM**

**SAMSON**

