


UP & OVER  
NEW CHASSIS  
SPECIFICATION

# GARAGE DOOR

RANGE GUIDE  
DECEMBER 2014



**wessex**  
DOORS



Proudly made in  
the UK

**NEW CHASSIS SPECIFICATION!** Up and over doors are built onto a strong, corrosion protected steel chassis that provides a protective "picture frame" edge all around the door panel. The chassis is supplied in white, brown or black dependent on door colour and frames are available to match.



## GRP GARAGE DOORS

Wessex Doors is Europe's largest manufacturer of low maintenance GRP (Glass Reinforced Polyester) garage doors and a leading innovator in the field of garage door design.

## GRP - A UNIQUE MATERIAL

Not only is G.R.P. tough, it is also excellent at resisting the ravages of the weather, even in coastal locations.

The corrosive effects of salt laden air can be easily seen in rusting gates, door hinges and garage doors. G.R.P. eliminates corrosion and the benefits inland are just as convincing – minimal maintenance!







G.R.P. is the material of choice for the sailing industry – look how many GRP yachts are out there!

Make G.R.P. your choice for a new garage door...

## MORE LIKE WOOD THAN WOOD!

Wessex uses the finest softwood timber masters to create moulds with enhanced grain and detailing that no exterior grade timber can match. The hand applied antiqueing completes the transformation into a door that looks just like wood but with the added benefit of minimal maintenance!

### KEY

-  Standard Sizes only
-  Made to Measure available
-  Security Multi-Point Locking
-  Glazing Options available
-  Frames available
-  Doors available over 2134mm (7'0") high

### CONTENTS


- Sectional Garage Doors Page 2-3
- Up and Over Garage Doors Page 4-6
- Finishes & Options Page 7
- Side Hinged Garage Doors Page 8-9
- Automation Page 10

## SECTIONAL GARAGE DOORS




- 
- 
- 
- 

VIENNA WHITE GLOSS



- 
- 
- 
- 

VIENNA WOODGRAIN (WIDEGRAIN)



**WESSEX**  
DOORS

## SECTIONAL GARAGE DOORS



Verona



Vienna



Oslo




G.R.P. Sectional Doors are a unique part of the range and exclusive to Wessex. High grade finishes and sectional door operating gear combine outstanding looks with high performance to create the ultimate garage door.

The Vienna, Oslo and Verona sectional garage doors are hand laminated in G.R.P. with a three layer resin and glassfibre mat construction for impressive strength and rigidity.


Corrosion protected steel reinforcing is bonded to the panel for extra strengthening and attachment of the operating gear. A white G.R.P. panel is bonded to the rear of the door\*, concealing the strengthening structure and giving a neat, light reflecting finish.

The Vienna, Oslo and Verona "40" features a fully insulated double skinned insulated construction, which makes it the ultimate sectional garage door. Security is excellent with locking bars on manual doors or operator locking on powered doors.

\*Note: doors over 4420mm wide (14'6") have an additional white powder coated bracing attached to the rear of the panels for extra rigidity.



VERONA WOODGRAIN (WIDEGRAIN)



OSLO WOODGRAIN (CLOSEGRAIN)

See page 7 for colour and window options.



## UP AND OVER GRP GARAGE DOORS

Up and over doors are the most widely fitted doors in the UK and are at their finest here in the Wessex range. The range of styles is the most diverse and attractive available anywhere!

Wessex up and over doors are built onto a strong, corrosion protected steel chassis that provides a protective "picture frame" edge all around the door panel. The chassis is supplied in white, brown or black dependent on door colour and frames are available to match). Doors are available in two build types:

### 3 CROWN RANGE

Our standard build specification. Three Crown doors are available in standard and made to measure sizes and feature a corrosion protected steel chassis to provide added strength and rigidity. They are available with canopy or retractable gear and with window options where applicable.

### 4 CROWN RANGE

On Four Crown doors the back of the door panel is covered with a "flowcoat" of resin for increased rigidity and a neat interior finish in light reflecting white. They are available with canopy or retractable gear and with window options where applicable.

### CHASSIS COLOUR

White doors will come on a white chassis, ebony woodgrain doors on black chassis and all other woodgrain colours on brown chassis. Red, Green and Blue colours and Coastal colours on a white or black chassis.

Chassis corner details in each of the colour options.



Inside face of the door (retractable gear shown)



Up and over doors feature a black locking handle that operates the twin locking rods.

The rear face of up and over doors is white with the chassis in white, brown or black.


Up and over doors are available in a choice of canopy or retractable lifting gear. Canopy lifting gear is available for single doors, whilst retractable gear is suitable for all single and double doors.

The further option of a frame for ease of fitting provides a complete 'low maintenance' solution.


# WOODGRAIN UP & OVER GARAGE DOORS




ASHTON




AVONBROOK




BLENHEIM (WIDE GRAIN)




CANTERBURY (WIDE GRAIN)




COUNTY




ELSTEAD



FRENSHAM (WIDE GRAIN)




MAJESTIC



PEMBROKE (WIDE GRAIN)



PURBECK



SHERBORNE



SHERWOOD (WIDE GRAIN)



WARWICK




YORK

See page 7 for colours and options for all door styles.







## HIGH GLOSS WHITE UP & OVER GARAGE DOORS




CHELTEMHAM




EDWARDIAN




EMSWORTH




GEORGIAN




GEORGIAN TALL



HAMBLE




NEWBURY




WIMBORNE

# FINISHES & OPTIONS


## STANDARD WOODGRAIN COLOURS



## SOLID WOODGRAIN COLOURS



## COASTAL WOODGRAIN COLOURS



## GLOSS WHITE

# FINISHED TO PERFECTION





The high gloss white (RAL 9016) styles and woodgrain designs are hand finished by craftsmen.

High gloss white doors are polished to create a striking smooth finish.

Woodgrain doors are "antiqued" to reproduce the natural subtlety of timber. Please advise if doors are to be fitted side by side to allow doors to be finished as a pair. Each door is unique, however pairs will be matched as closely as possible for density of colour and tone.

## WINDOWS

Windows are available in mock black, stippled and clear with the option of border, diamond or square leading. Windows are available on doors marked 



## SECURITY

An elegant handle, secured with a key operates the effective multi-point lock latches that hold the door securely closed.



Up and over handle  
Black  
(Standard)



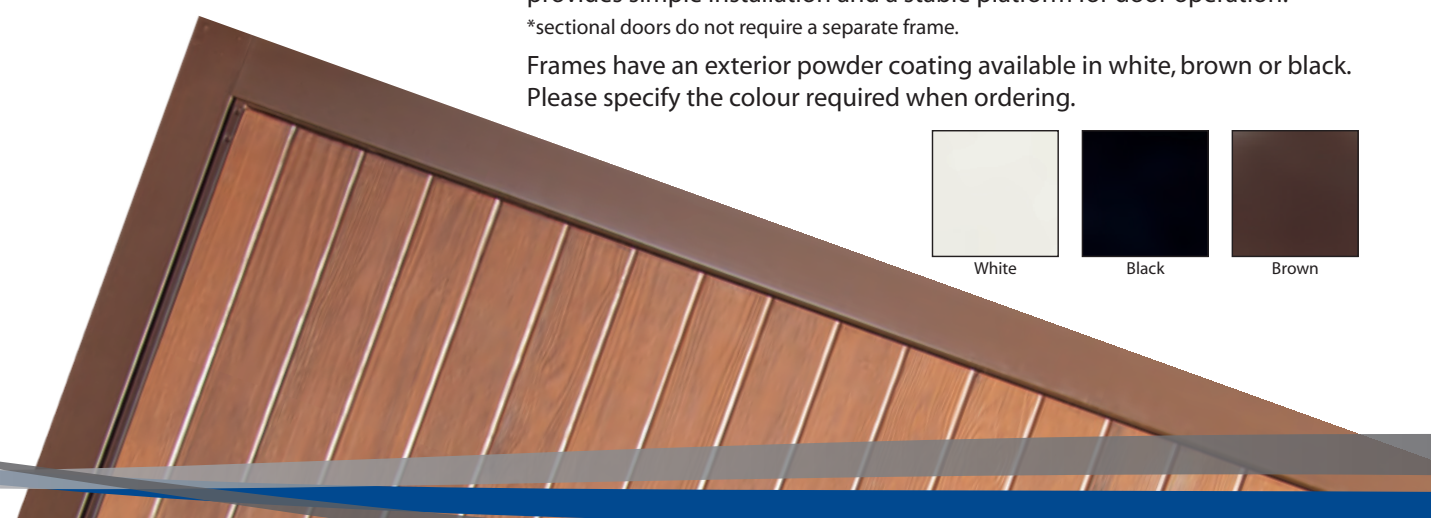

Up and over handle  
Brass  
(Optional)

## OPTIONAL PRE-FITTED FRAMES

All doors are available with the option of a pre-fitted steel frame\* that provides simple installation and a stable platform for door operation.

\*sectional doors do not require a separate frame.

Frames have an exterior powder coating available in white, brown or black. Please specify the colour required when ordering.



## SIDE HINGED GARAGE DOORS


The Wessex range of side hinged doors is amongst our most popular ranges. The traditional side hinged door is brought right up to date with modern materials and hardware. No tired, sagging door leaves and hinges here! Just reliable day-in-day-out operation. All Doors are available in Classic or Premier build qualities. Both provide excellent strength and dependable security.

### CLASSIC

- 50mm Frame (50mm frame legs, 38mm frame head)
- 3/4 steel hinges per side (dependent on size)
- Silver effect nightlatch and silver effect lock body with single point latching
- Bonded steel chassis for strength
- Pair of white polyester painted stays
- Two shoot bolts (inactive leaf)
- Draft strip to all 3 sides
- Bottom weather strip
- Outward opening, right hand leading leaf viewed from outside (left hand leading leaf or inward opening optional extra)



The neat inner face and steel bracing



Silver effect night latch and lock body secure the active leaf

Steel hinges

Top & bottom shoot bolts secure the inactive leaf


White stays hold the door in the open position preventing slam closure in windy conditions

Premier Eurocylinder

### PREMIER

The Premier specification features increased security with upgraded multi-point locking and a "flowcoat" finish to the rear of the door that increases door panel rigidity.

- 50mm Frame (50mm frame legs, 38mm frame head)
- 3/4 brass effect dog bolt hinges per side (dependent on size)
- Brass Eurocylinder nightlatch with double throw deadbolt and multi-point latching
- The rear of the door is reinforced with a steel chassis that is covered with a "flowcoat" of resin for increased rigidity and a neat, light reflecting finish
- Pair of white painted stays
- Two shoot bolts (inactive leaf)
- Draft strip to 3 sides
- Bottom weather strip
- Outward opening, right hand leading leaf viewed from outside (left hand leading leaf optional extra)



The "flowcoat" provides a smoother finish as shown on the bottom corner detail illustrated left



White stays hold the door in the open position preventing slam closure in windy conditions



Brass Eurocylinder night latch, twin lock rods and a double throw deadbolt secure the active leaf



Brass effect dog bolt anti-lever hinges



Top & bottom shoot bolts secure the inactive leaf




# SIDE HINGED GARAGE DOORS




M-M   
CHELTENHAM




M-M   
EDWARDIAN




M-M 7+   
EMSWORTH




M-M 7+   
GRAFTON




M-M   
NEWBURY



M-M 7+   
BOSTON




M-M   
FRENSHAM




M-M 7+   
LOXWOOD




M-M   
MAJESTIC




M-M 7+   
RUSHMOOR




M-M   
SHERWOOD



M-M   
WARWICK



M-M 7+   
YORK 1/3 - 2/3



M-M 7+   
YORK 1/2 - 1/2

50/50 opening or 1/3 / 2/3 split opening provides easy access when not using your car and first class locking keeps things secure.

See page 7 for colour options.



**autoOver**  
GARAGE DOORS & AUTOMATION

## REMOTE CONTROL COMFORT 260 & 270 OPERATORS

Retractable and Sectional doors are ideally suited to the installation of remote control electric operation, adding convenience, safety and security. AutoOver Comfort openers are a dedicated partner to the Wessex Door range.



### SMART TECHNOLOGY

- The operator head can be turned through 90° to the left or right, adapting to suit all garages and the operator unit lighting can also be used to illuminate specific areas as required.
- The maintenance-free and stable chain or the super quiet toothed drive-belt system have a reinforced ball-bearing boom with 1.2 mm thick sections gives it strength to spare.



### SECURE TECHNOLOGY

- The operator are double secure with an electronically monitored push-open security device that prevents the door from being opened and self-locking gears that provide additional mechanical protection.



### SAFE TECHNOLOGY


- Patented power limitation system protects persons and objects reliably by reacting with high sensitivity, stopping and reversing the door immediately when obstructions lie within its path.
- In the case of power cuts, the door can be simply disengaged from the operator for manual opening from inside the garage. An additional release system can also be fitted on the outside if the garage has no second access.

- All operators verifiably comply with all the legal standards and offer further innovative and patented safety functions in addition. All of the systems are manufactured in accordance with ISO 9001 and ISO 14001.



### EFFICIENT TECHNOLOGY

- Energy saving circuits require <4 Watts in stand-by mode.
- Energy saving LED lighting.
- Economy mode.



Chain drive as standard - powerful and reliable.



Optional belt drive - quiet and reliable.



Built-in courtesy light guides you in safely.



Simple disengage for manual opening.



2 & 4 button handsets

## FEATURE SUMMARY

Now in its fifth generation, the Comfort 200 series is state-of-the-art. LED lighting, energy-saving systems, gentle controls that minimise door wear, sensitive detection of obstructions, push-open security device and user-friendly operation. The range is unmatched for its versatile performance. The performance and features are summarised below:

- Up-and-over doors up to 6m\* door width
- Single and double walled sectional doors up to 6m\* door width
- Retractable up-and-over doors and canopy doors up to 6m\* door width with door heights of up to 2,25m.
- New sleeker designed head
- LED lighting
- 2 Power options (550n/750n)
- Battery back up option
- Units come with a 2 button and a 4 button handset
- Standard/Medium and long boom options in Chain and Belt drive.

\* Depends on operator head Comfort 260 or 270



Flexible installation with a power head that can be rotated



New LC Display for intuitive programming

## CONTROL OPTIONS

Versatile options allow controls to be tailored to suit your access requirements



One two button and one four button key fob standard.



Wireless wall switch - press to open anywhere in your home.



Garage control - light on, open - close and vacation lock.



Wireless key pad operation - tap in a code to open.



External release - disengages the motor in the event of power failure.



Key operation with a wired key switch.



External receiver - allows remote control of items such as gates, etc.



Photocoil safety beam for non contact sensing.



Wired wall switch - press to open.



Power plug - remote control any device up to 13Amp.



Extra transmitters are easy to add and can control additional compatible devices.



Cigarette lighter socket transmitters are a handy alternative.



CI/SfB			
127	(31.56)	X	

Date: 1st Jan 2015

Issue 1

## Product Guarantee – WESSEX GRP PRODUCTS LIMITED. (Wessex)

Subject to conditions set out below;

- Wessex garage doors are guaranteed against any form of manufacturing defect for a period of 2 years from the date of original purchase.
- Wessex electric operators are guaranteed against any form of manufacturing defect for a period of 2 years for mechanical elements, motors and transformers and for a period of 2 years for other electronic and radio equipment.
- The Exterior finish is guaranteed to provide an effective weatherproof membrane which will resist perforation of the substrate from the weather side due to corrosion for the periods indicated below.  
2 years - GRP
- Colour change or fade to the exterior surface will be limited and uniform for a period of 2 years.

## CONDITIONS

- During the comprehensive 2 year guarantee period Wessex GRP Products Limited undertake to repair or replace (at its discretion), and without charge, products or components which have suffered any form of manufacturing defect. Claims must be notified within 3 days from the date of delivery or within a reasonable time after discovery of any defect.
- Products covered by these guarantees must have been purchased through an authorised Wessex garage door distributor or as original equipment attached to a newly built dwelling.
- The warranties shall apply for normal use only. Normal use constitutes no more than 5 operations (open/close cycles) per day.
- The warranties offered attach to the Wessex product only and no consequential damages will apply no matter how caused.
- No liability will be accepted as a result of normal wear and tear, incorrect storage, incorrect handling, faulty installation, incorrect use, non adherence to routine maintenance schedule or wilful damage..
- Claims under this guarantee must be made through the original supplier and accompanied by relevant documentation indicating the date of purchase (e.g. receipt).
- Wessex GRP Products Limited maximum liability shall be the original purchase price inclusive of Value Added Tax at the rate prevailing when supplied.
- Any product which is the subject of a claim:
  - must have been correctly installed in accordance with the installation instructions supplied and thereafter properly maintained by a suitably experienced engineer on a regular basis as set out in the Maintenance and Operating Instructions provided with every door. (Additional copies of these instructions are available by calling 01942 832 355). We recommend that regular maintenance is provided by a suitably experienced engineer. See your Yellow Pages for your local Wessex Garage Door or AGDS specialist.
  - must have the manufacturers reference number still intact (found on the barcode label on the door)
  - must not have been modified in any way.
- Claims will not be accepted where the cause is due to:
  - impact or mechanical damage suffered during or following installation, e.g. scratches, indentations, tears, scuffs or other surface abrasion.
  - damage or discolouration caused by contact with any form of caustic, abrasive or corrosive substance, fumes, bird droppings, fire, smoke, floodwater, salts, acids, or from exposure to abnormal atmospheric pollution.
- This guarantee excludes normal wear and tear on items such as cones, cables, spindles, lock cylinders, hinges or springs.

- Only Wessex original spare parts must be used when required. The use of non-Wessex parts shall invalidate this guarantee. Warranty period for replacement parts is 6 months or the balance of the original warranty period if greater.
- The Exterior Finish Guarantee applies only to the weatherside surface and where more than 5% of the surface area of the door is affected. Surfaces must be freely exposed to washing by rainfall and kept clear of accumulated dirt and debris and given equal exposure to local environmental conditions and consistent natural lighting conditions across the face of the door. Special attention is drawn to Clause (9) (i).
- The guarantee period for electric operators excludes batteries, fuses and light bulbs.
- Parts replaced free of charge become the property of Wessex GRP Products Limited.
- Attempted repairs by non-qualified individuals shall invalidate this guarantee.
- The specific terms of this guarantee shall only apply to products purchased on or after August 2010 within the UK and Eire.
- Wessex garage doors and associated products are sold subject to the Wessex GRP Products Limited Standard Terms and Conditions of Sale, copies of which are available upon request. Wessex GRP Products Limited shall not be liable as a result of any representation, implied warranty or other term or condition or for any consequential loss or damage, costs, expenses or other claims whatsoever except as expressly set out in these Terms and Conditions of Sale.

## General Advice

## Door Cleaning

Periodically clean the door panel using warm water and a soft cloth or sponge. Allow to dry naturally. Never use detergent, abrasive, caustic or solvent based cleaners as they may damage the door surface. Bird droppings should be removed immediately as these can be particularly caustic.

## Customer Maintenance

Moving parts should be lubricated regularly to ensure smooth operation. Every six months visually inspect all wear items (including cables) for signs of wear. If wear is detected we recommend you contact your local Wessex approved service engineer to arrange for a replacement. Garage door springs are under extreme tension and should only be repaired or replaced by a suitably qualified engineer.


## Other performance issues affecting Wessex. garage doors are:

Wessex G.R.P. doors are individually handcrafted products manufactured to specific customer order. Due to the nature of the product and the hand finishing processes used they may occasionally display small blemishes which do not detract from the overall appearance of the product. These are regarded as being within manufacturers tolerance when such blemishes are not visible to the naked eye when viewed from a distance of three metres. Similarly, Woodgrain effect products will, like the natural material, display colour variations across their surface and colour will vary from door to door. Ordering doors to match helps reduce the variation but will not eradicate it entirely.

Translucency of the door panel may vary when viewed from the inside on a bright day due to variations in laminate thickness. This does not represent a manufacturing defect and overall performance is not affected.

Size and Deflection - the natural curing process does not affect the ultimate product size and a tolerance of  $\pm 6$ mm on both height and width is deemed acceptable. One piece up and over doors in the 'open' position will display a level of vertical deflection or 'sag' across the width of the panel and up to 6mm per linear metre is within design tolerance.

These terms and conditions do not affect your statutory rights.



**wessex**  
DOORS

Wessex GRP Products Limited, Scot Lane, Blackrod, Bolton BL6 5SG Telephone: 01942 832355 Fax: 01942 833100 Email: info@wessexgrpproducts.co.uk  
www.wessexdoors.co.uk also see... www.grpsectionalgaragedoors.co.uk