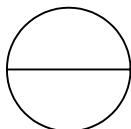
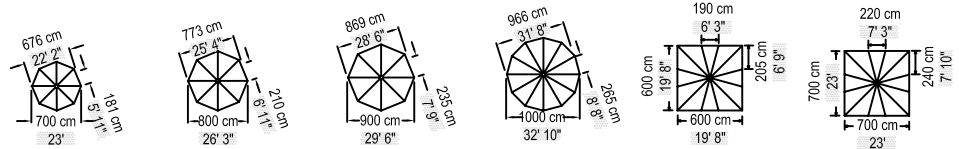
**NOTES:**

1. INSTALLATION TO BE COMPLETED IN ACCORDANCE WITH MANUFACTURER'S SPECIFICATIONS.
2. ALL IMPERIAL DIMENSIONS ARE METRIC CONVERSIONS AND HAVE BEEN ROUNDED TO THE NEAREST 1". IF EXACT DIMENSIONS ARE REQUIRED, SEE THE MAY METRIC DIMENSIONS.
3. DO NOT SCALE DRAWING.
4. THIS DRAWING IS INTENDED FOR USE BY ARCHITECTS, ENGINEERS, CONTRACTORS, CONSULTANTS AND DESIGN PROFESSIONALS FOR PLANNING PURPOSES ONLY. THIS DRAWING MAY NOT BE USED FOR CONSTRUCTION.
5. ALL INFORMATION CONTAINED HEREIN WAS CURRENT AT THE TIME OF DEVELOPMENT BUT MUST BE REVIEWED AND APPROVED BY THE PRODUCT MANUFACTURER TO BE CONSIDERED ACCURATE.
6. CONTRACTOR'S NOTE: FOR PRODUCT AND COMPANY INFORMATION VISIT www.CADdetails.com/info AND ENTER REFERENCE NUMBER 4822-208.

**ALBATROS (TELESCOPIC)**

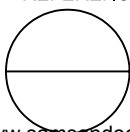
ALBATROS (TELESCOPIC) ROUND AND SQUARE LARGE -AREA SUNSHADE



		m / ft	Ø 7 23'	Ø 8 26' 3"	Ø 9 29' 6"	Ø 10 32' 10"	6 x 6 19' 8"	7 x 7 23'						
ALBATROS ROUND AND SQUARE														
SEGMENTS			12	12	12	12	12	12						
AREA	m ² / ft ²	37	398	50	538	63	678	78	840	36	388	49	527	
A	HEIGHT CLOSED INCL. TOP PLATE	cm / ft	520 17' 1"	535 17' 7"	550 18' 1"	565 18' 6"	535 17' 7"	550 18' 1"						
B	HEIGHT OPENED INCL. TOP PLATE	cm / ft	345 11' 4"	360 11' 10"	375 12' 4"	390 12' 10"	345 11' 4"	355 11' 8"						
C	HEADROOM WITH VALANCE	cm / ft	210 6' 11"	208 6' 10"	206 6' 9"	205 6' 9"	210 6' 11"	210 6' 11"						
D	HEADROOM WITHOUT VALANCE	cm / ft	245 8'	245 8'	242 8'	240 7' 10"	245 8'	245 8'						
E	HEIGHT OF VALANCE	cm / ft	33 1' 1"	33 1' 1"	33 1' 1"	33 1' 1"	33 1' 1"	33 1' 1"						
F	GROUND CLEARANCE FROM SPOKE EDGE	cm / ft	155 5' 1"	120 3' 11"	85 2' 9"	50 1' 8"	95 3' 1"	38 1' 3"						
G	CRANK HEIGHT	cm / ft	92 3'	92 3'	92 3'	92 3'	92 3'	92 3'						
H	HEIGHT OF LOWER DISC FLANGE	cm / ft	190 6' 3"	205 6' 9"	220 7' 3"	235 7' 9"	200 6' 7"	215 7' 1"						
	SUPPORT POLE DIAMETER	mm / in	OUTER - Ø 100 / APPROX. 4"											
	SUPPORT POLE THICKNESS	mm / in	5 mm / APPROX. 1/5"											
	WEIGHT WITHOUT PACKAGING	kg / lbs	128	282	133	293	147	324	160	353	113	249	133	293
	PACKAGING - CARDBOARD SLEEVE	cm	LENGTH: 580 cm, Ø 48 cm, WEIGHT APPROX. 57 kg											
	PACKAGING - CARDBOARD SLEEVE	ft	LENGTH: 19', Ø 1' 7", WEIGHT APPROX. 126 lbs											

NOTES:

1. INSTALLATION TO BE COMPLETED IN ACCORDANCE WITH MANUFACTURER'S SPECIFICATIONS.
2. ALL IMPERIAL DIMENSIONS ARE METRIC CONVERSIONS AND HAVE BEEN ROUNDED TO THE NEAREST 1". IF EXACT DIMENSIONS ARE REQUIRED, SEE THE MAY METRIC DIMENSIONS.
3. DO NOT SCALE DRAWING.
4. THIS DRAWING IS INTENDED FOR USE BY ARCHITECTS, ENGINEERS, CONTRACTORS, CONSULTANTS AND DESIGN PROFESSIONALS FOR PLANNING PURPOSES ONLY. THIS DRAWING MAY NOT BE USED FOR CONSTRUCTION.
5. ALL INFORMATION CONTAINED HEREIN WAS CURRENT AT THE TIME OF DEVELOPMENT BUT MUST BE REVIEWED AND APPROVED BY THE PRODUCT MANUFACTURER TO BE CONSIDERED ACCURATE.
6. CONTRACTOR'S NOTE: FOR PRODUCT AND COMPANY INFORMATION VISIT www.CADdetails.com/info AND ENTER REFERENCE NUMBER 4822-208A.

**ALBATROS (TELESCOPIC)**

ALBATROS (TELESCOPIC) ROUND AND SQUARE LARGE -AREA SUNSHADE