



CARTECK AUTOMATIC.

The smart technology garage door for your home.



TECKENTRUP
DOOR SOLUTIONS

CARTECK AUTOMATIC SECTIONAL GARAGE DOORS





CarTeck Centre Ribbed Wood Effect - Golden Oak

TECKENTRUP
DOOR SOLUTIONS

CARTECK AUTOMATIC SECTIONAL | GOOD REASONS

WHERE TO BEGIN?!

1

STRONG & MORE SECURE



Page 6

2

KEEP THE ELEMENTS AT BAY



Page 8

3

EASIER PARKING, MORE SPACE



Page 10

4

SMART TECHNOLOGY OPENERS



Page 12

5

MADE TO MEASURE, MADE TO LAST



Page 18

6

MAXIMUM SAFETY & PERFORMANCE



Page 20

7

THE STYLES



Page 22

8

STYLE OPTIONS - WINDOWS & BLIND



Page 32

GOOD REASONS FOR A

9

SLX & GSA VISION



Page 36

Looking for something
different?

10

MATCHING SIDE DOORS

See the CarTeck Side Hinged
brochure for the full range!



4



Making the garage part of your home

Garages are often draughty, cold and uninviting spaces and opening a tilting garage door can be a shin cracking chore. CarTeck Automatic changes everything.

CarTeck Automatic is a design and precision engineering led garage door. Wonderful architect grade finishes and styling are married with certified thermal performance.

Operation is by an integrated smart technology remote control motor, the CarTeck Drive.

Opening your door becomes effortless, safe and secure. It brings your garage back to being part of your home.

Explore the pages ahead to see why CarTeck Automatic is...

Harmony in motion.



CARTECK AUTOMATIC DOOR



TECKENTRUP
DOOR SOLUTIONS

CARTECK AUTOMATIC SECTIONAL | GOOD REASONS



HEAVY METAL?
NOTHING
EASIER THAN
THAT!

STRONG & MORE SECURE

Even easy riders are impressed! Thanks to a high-quality steel core and durable multiple coating, our sectional door panels withstand the toughest conditions. TÜV-certified quality ensures top marks for safety and durability. Our CarTeck garage doors are tough as steel and meet the heavy-duty demands for everyday use.

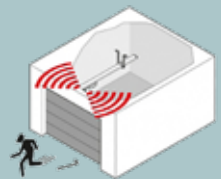
Once inside you can rest easy too - CarTeck Automatic is very strong and designed for burglary resistance, keeping your possessions safe and protecting any access doors into your home.

The doors' physical strength characteristics are an impressive barrier and CarTeck Automatic's opener adds a further layer of security.



The opener actively monitors the door and, if any attempt is made to force the door up, the motor engages and pushes back with a 60kg force!

Add our extra-security pack and the magnetic motor lock mechanically locks the motor in any position up to an impressive 300kg of force. The pack also adds an alarm buzzer that recognises a break-in attempt and outputs a loud deterrent signal tone.




CARTECK AUTOMATIC SECTIONAL | GOOD REASONS

HEAVY WEATHER? WARM, DRY & FEWER DRAUGHTS!



WARM, DRY & FEWER DRAUGHTS

Garages can be dust blown, cold, draughty and damp places. CarTeck Automatic is designed to bring your garage back into your home.



WEATHER PROTECTION

Bottom, side, top and inter-panel weather protection keeps out the elements and lowers energy use.

WHAT PERFORMANCE CAN I EXPECT?

As part of the CE/UKCA marking process, each product must have its performance provided for a defined set of characteristics to allow fair comparison between products from different manufacturers. Other characteristics can also be included, if relevant to a door’s performance. The following table shows the performance characteristics of CarTeck sectional garage doors.

PERFORMANCE CHARACTERISTIC RATING

Resistance to Windload EN 12424	Class 2
Watertightness EN 12425	Class 2
Air Permeability EN 12426	Class 2
Thermal Transmittance EN 13241	1.38 W/m²k
Operating Forces (hand operated) EN 12604	150 N

INSULATION ‘U VALUE’

What’s in a number? Our 40mm thick panels have an insulating value that has been independently tested to 0.56 W/m²K. The lower the value the better the insulating properties.

It’s not a figure we tend to quote because we know a door is more than just a panel. We quote the

insulation value for a complete door (8’0” wide x 7’0” high) including the panel joints and weather strips. CarTeck Automatic has an insulation ‘U value’ of 1.38 W/m²K - you won’t find better performance on any comparable garage door.

EASIER PARKING & BETTER USE OF SPACE



OPERATIONAL SAFETY, NEAT & HIDDEN AWAY



Springs are concealed high up in the top tray - safely away from little fingers. Unsightly, open torsion springs are history. CarTeck trays also keep the springs in pristine condition, ensuring long-term smooth and quiet operation.



FLEXIBLE USE OF SPACE


Vertical opening means CarTeck Automatic fits all shapes of garage opening and even in garages with very little headroom.

**EASIER PARKING**

There's no denying cars are wider and taller than they used to be. Unlike old design up and over doors, CarTeck Automatic fits behind the garage opening typically adding up to 150mm to the width and at 75mm to the height - stress free parking is the result!



Before...



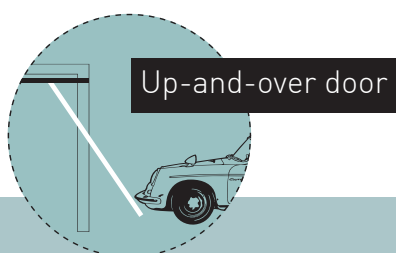
...After!

BETTER USE OF SPACE

CarTeck sectional doors travel vertically with no out-swing allowing you to make the most of the parking space on the drive and inside the garage.



Maximum clearance



Up-and-over door



Sectional door



Up... out... and over... No thanks!



...Park as close as you like!

SIMPLE, SO EFFECTIVE

CarTeck DRIVE^{CE}

HEAVY WORK?

EFFORTLESS,

INTEGRATED &

SMART

MAKING THINGS EASIER

CarTeck Automatic makes so much sense. The fixed chain drive of the CarTeck Drive range is quieter and renowned for long-term reliability compared to revolving chain or belt designs.

Our doors and openers are independently tested and certified to all current safety legislation and carry a CE/UKCA mark.



CARTECK DRIVE

500

600

The integrated drive and control unit of the CarTeck DRIVE 500 and 600 fits discreetly above the door.

Both the DRIVE 500 and the 600 can lift any size door. The 600 is available with all the option packs and the 500 is available with selected options - see page 16-19.

See the table right for a specification overview of each model.



Motor light on
DRIVE 500 & 600

	POWER	TRANSMITTERS	SPEED	LIGHTING	OPTIONS
DRIVE 500	500Nm	2 x Pearl Twin	180mm/sec ➡➡➡	1 x 3 LED Motor Light	Selected option packs see pg. 16-19
DRIVE 600	600Nm	2 x Pearl	240mm/sec ➡➡➡➡➡	1 x 6 LED Motor Light	All option packs see pg. 16-19



Harmony in motion

SMART

SOLUTIONS

CARTECK DRIVE PRO

500

600

The separate control unit of the CarTeck DRIVE PRO 500 and 600 allows for flexible installation at a location close to available power sockets.

Both the DRIVE PRO 500 and the 600 can lift any size door. The 600 is available with all the option packs and the 500 is available with selected options - see page 16-19.

See the table below for a specification overview of each model.



Motor light on
PRO 500 & 600

PRO 600 Control
Unit



DRIVE PRO 500 or 600 low
level front mounted control



DRIVE PRO 500 or 600 ceiling
mounted control



DRIVE PRO 500 or 600 low
level rear mounted control

	POWER	TRANSMITTERS	SPEED	LIGHTING	OPTIONS
DRIVE PRO 500	500Nm	2 x Pearl Twin	180mm/sec ➡➡➡	1 x 3 LED Motor Light	Selected option packs see pg. 16-19
DRIVE PRO 600	600Nm	2 x Pearl	240mm/sec ➡➡➡➡➡	1 x 6 LED Motor Light	All option packs see pg. 16-19

PEARL TWIN

The Pearl Twin transmitter has twin buttons that can be configured for two functions such as open and close and turn on the light.



Pearl Twin
transmitter

PEARL

The Pearl transmitter has four buttons that can be configured to suit your requirements - open and close, turn on the light, operate a second door and so on.



Pearl
transmitter

SMART
TRANSMITTERS



SMART SOLUTIONS

CarTeck DRIVE⁺

Our function packs place you in control. Clever technology takes the guess work out of parking, keeps your garage dry, lights your way and keeps you moving even if power fails.

KEY

AVAILABLE FOR:
DRIVE / DRIVE PRO 500 ○
DRIVE / DRIVE PRO 600 ●

PARKING PACKS

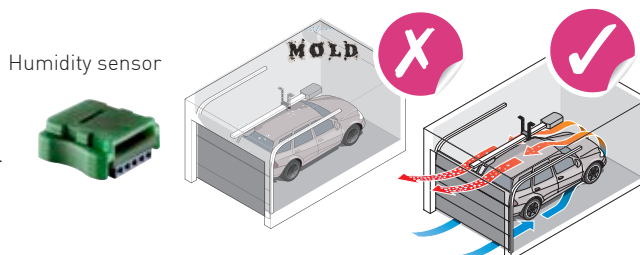
PARKING PACK 1 ●

The laser sensor and reflector provide a visual assistance to help guide you to the perfect point for precise parking within your garage. No more near misses or guesstimates and no need for a parking assist system within your vehicle.



PARKING PACK 2 ●

It automatically opens your garage door a short distance to allow air to circulate, reducing the high humidity levels typical after parking a wet car in your garage. Reducing humidity lessens the likelihood of mould and mildew forming in your garage.



SECURITY PACKS

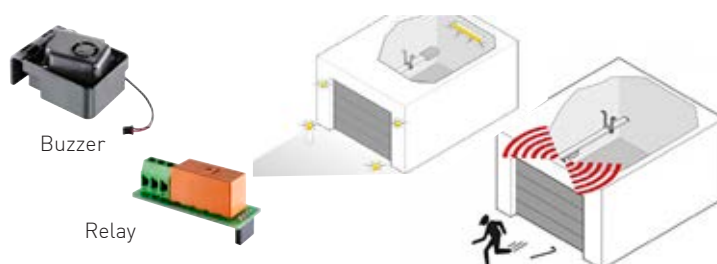
SECURITY PACK 1 ●

A magnetic motor lock that mechanically locks the motor in any position (even with ventilation function) up to an attack force of 300 kg, increasing the existing security. The alarm buzzer recognises a break-in attempt and outputs a loud signal tone. The warning buzzer outputs an acoustic signal as the door closes.



SECURITY PACK 2 ○

A relay that allows control of other garage or garden / security lighting. The alarm buzzer recognises a break-in attempt and outputs a loud signal tone. The warning buzzer outputs an acoustic signal as the door closes.




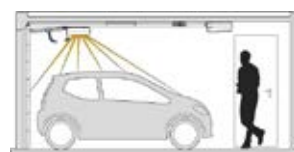
COMPLEMENTARY CONTROL, SO CLEVER...

AMBIENCE PACKS

AMBIENCE PACK 1

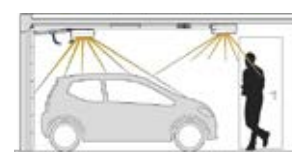
Need more light? Extra lighting strips for the control units can be combined with the motion sensor to switch on automatically as you enter. No more crashing about in the dark!

Standard lighting



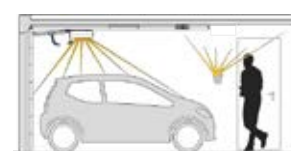
Motion sensor

Ambience pack lighting




DRIVE lighting strip

DRIVE PRO lighting strip

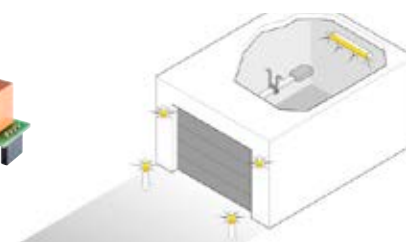


AMBIENCE PACK 2

A relay allows control of other garage or garden security lighting for greater flexibility. Not only acting as deterrent in and around your garage, the relay also allows lighting activation when you open your garage door.




Relay



AMBIENCE PACK 3

These clever LED strips are easily positioned on the underside of the door tracks with magnetic tape. They flood the garage with 6000 lumens of light (equivalent to around 400 watts of incandescent light!) Four linked LED strips are activated by the kits' motion sensor or infra red remote control.



AMBIENCE PACK 4

Add light bars to the outside of your garage to make a real design statement whilst increasing accessibility and safety at night. The light bar has a stand-alone power supply and motion detector. The light is 1500 lumen per metre and has neutral white 4000K light.



SMART SOLUTIONS

CarTeck DRIVE⁺

Our function packs place you in control. Clever technology takes the guess work out of parking, keeps your garage dry, lights your way and keeps you moving even if power fails.

KEY

AVAILABLE FOR:
DRIVE / DRIVE PRO 500 ○
DRIVE / DRIVE PRO 600 ●

ACCESS PACKS

ACCESS PACK 1 ○

If you don't want to carry a transmitter you can operate your door from a wall mounted outdoor keypad. It's the perfect solution if you're out cycling or for family members that use the door occasionally. The keypad is easy to use even in the dark thanks to illuminated keys.



Keypad
(without
Courier
function)

ACCESS PACK 2 ○

For extra convenience you can control your door and check its position from within your home with a two function wall switch available in grey or white finish. Similar in size to a standard single light switch.

Wall Switch



ACCESS PACK 3 ○

Add a wireless keypad with sleek stainless steel trim and back lighting for easy transmitter-free access to your garage. The surface-mounted keypad is battery operated making it the perfect solution for retrofitting. The keypad also has flexible usage options - multiple codes and the ability to control up to five different functions, such as garage door and lighting, etc.

Keypad



ACCESS PACK 4 ○ (Includes safety pack 1)

All the benefits of the standard keypad but with an added courier function. The courier function offers a simple and safe solution for receiving parcels into your garage. Choose to program your door to open a short distance for parcels to be posted underneath by an access code or by pressing the red button at the bottom of the keypad.



Keypad

SAFETY PACKS

SAFETY PACK 1 ○

Add non-contact obstruction detection with Photoeye that uses an infra-red light beam across the opening to stop the door when the beam is broken.

Photoeye



PLACING YOU IN CONTROL...

TRANSMITTERS

Adding additional transmitters is simple - choose Pearl Twin or Pearl transmitters (see page 15) or the bidirectional capability of the Pearl Vibe, below.

THE PEARL VIBE

The Pearl Vibe transmitter option vibrates in your hand confirming that the control unit has received your command. It can also confirm if your door is open or closed using bidirectional communication between the opener and transmitter.



Pearl Vibe with
bidirectional
communication



POWER PACKS

POWER PACK

In the case of an emergency, integrated with the control unit, the Battery Pack will supply power during power outages allowing you to open and close your garage door for up to 5 cycles.




Battery



SMART PACKS

SMART PACK

Include your garage door in your smart home world. Check the position of your garage door using your smart home system keeping everything in one place for the ultimate convenience.



SOMWEB SMART PHONE CONTROL

The SOMweb system enables you to control up to 10 garage doors via a smartphone app or web browser. You can even receive real-time notifications of your doors movements via the app or e-mail.

SOMweb is the secure Smart Home solution where your data stays in the garage. Your data is kept safe, as it is not saved on external servers, so quite literally remains at home. For the door to be operated remotely, safety photocells are supplied with the Somweb system.

Photoeye



MADE TO MEASURE MADE TO LAST

SUPERB MANUFACTURING

Our door leaves compromise eight different layers, which gives them extraordinary wear resistance and durability.

- a** Sealed top coating
- b** Highly effective adhesion primer
- c** Corrosion-resistant galvanized
- d** Steel core
- e** Corrosion-resistant galvanized
- f** Highly effective adhesion primer
- g** Protective coat on rear side
- h** Highly-stable core made of special foam with integrated thermal insulation

Whether you have a new garage or you're updating the look of your home, choosing quality protects the value of your home – for tomorrow and the generations to come.

As a family business, we see things in the same light. Only a solution that retains its value for years is really a good investment – CarTeck Automatic



MATCHED FRAMES

A simple one, but overlooked by many other garage door companies. Teckentrup doors all have colour matching frames, giving your new door serious kerb-appeal.

ROBUST & DURABLE

CORROSION PROTECTION

A special plastic element separates the vertical frame sections from the floor. Whether after a rain shower or in the case of creeping dampness – the design ensures that the base area is always aerated, dries quickly, and is hence better protected against corrosion.



DURABLE SURFACE PROTECTION

The galvanized garage door frames have a high-quality top coating. This protects the doors from external influences and they remain just as decorative after several years as they were on the first day, with just a little regular care and maintenance.



0mm Bottom Profile

EXACT FIT DIMENSIONS

Whether you're renovating or building anew – Teckentrup sectional garage doors fit perfectly into every installation situation. Door widths of up to 5.5m and door heights of up to 3m are made to measure for the right fit. Every door is superbly manufactured to exacting standards.

To achieve a door height, Teckentrup uses a mix of different panel heights and different depth bottom profiles of 0mm, 7mm, 17mm & 32mm.



32mm Bottom Profile

This image shows the 32mm bottom profile compared to the 0mm bottom profile shown in the image above.



MAINTENANCE

Doors must be maintained as per the supplied Installation, Operating and Maintenance Manual by a Garage Door Specialist. Failure to carry out the required maintenance at the advised interval will invalidate the warranty.

CLEANING ON INSTALLATION

After the installation has been completed, clean and dry the door thoroughly inside and out with warm soapy water to remove any grease, dust and metal fragments from the door (these will discolour the door finish if left on the door).

CLEANING

The door should be washed with a car shampoo or similar, every two months, to prevent the build up of dirt, salt, grit and other corrosive substances. If the door is in an area prone to coastal corrosion from airborne salts, the door should be cleaned monthly. Furthermore, cleaning lifting gear with a cloth soaked in a light oil will help to protect your door from corrosion – it must be accepted that salt air is very aggressive and extra care is required.

No caustic, abrasive or corrosive chemicals and substances, flood water, water runoff, or runoff from lead, copper or galvanic metal flashing should be allowed to come into contact with the door.

Ash, cement, dust, animal waste, or foreign substances should be removed immediately. Failure to ensure the door is cleaned and maintained as described will invalidate the doors' warranty.

CARTECK AUTOMATIC SECTIONAL | GOOD REASONS**SAFETY ABOVE ALL**

Safe operation of CarTeck Automatic is the overriding priority of every design decision we make. Precise manufacturing tolerances ensure quality is high and long-term reliability and durability is inherent, which in turn maintains safety.

**FINGER SAFE & HAND PROTECTION**

The patented finger pinch protection at panel joints protects you from injury.

Protection at the side of the door prevents a hand from being accidentally caught between the frame and guide rail.

**QUIET DOOR OPERATION**

Innovative designs worked out in great detail, such as rollers made from special plastic, ensure quiet opening and closing. Rattling door movements are a thing of the past.

Our doors and openers are independently tested and certified to all current safety legislation and carry a CE/UKCA mark.



MAXIMUM





Concealed springs shown from above with the covers removed.

CONCEALED SPRINGS

Where is the best and safest place for springs? One place - concealed and enclosed, high up in top trays, safely away from fingers. The trays also keep the springs in pristine condition, ensuring long-term smooth and quiet operation.

 Safe, concealed springs

 Visible, dust traps and potentially within reach of inquisitive little fingers



SAFETY SENSING



The motor control units' safety circuits monitor force levels many times every second. If the door encounters an obstruction, it is instantly sensed and the motor stops and reverses a short distance.

6 POINT GUARANTEE

The warranty periods below only apply to products that have been correctly installed as per the instructions, maintained by a Garage Door Specialist and operated and cleaned in accordance with the requirements set out in the operating and maintenance sections of instructions and labels.

2-year manufacturer's guarantee

- on polymer and aluminium window units

5-year manufacturer's guarantee

- on rollers, hinges, cable pulleys, cables and standard springs (opening/closing max. 5 times a day)


10-year manufacturer's guarantee

- on panels against rust penetration from inside to outside
- against door panel separation of steel from foam
- on material and manufacturing flaws of all non-moving parts of the frame that are verifiably unusable or whose usability is substantially compromised
- on floor seal, intermediate seals, side seals and lintel seal against rotting

The guarantee does not apply to doors that are subjected to extreme conditions, e.g. corrosive influences resulting from use in a coastal climate with high salt content.

EXTERNAL RELEASE

In the event of power failure, the motor can be disengaged using the discreet external release. This should be fitted if no alternative access to the garage is available to allow manual operation of the door until power returns.



Terms & conditions apply - see: www.teckentrup.co.uk



SAFETY & PERFORMANCE

CarTeck Automatic Solid

The Modern Master

Simple, clean design sets apart the CarTeck Automatic Solid as the contemporary choice.

Matching side doors available.




CarTeck Solid - Woodgrain Anthracite Grey RAL 7016 with Square Type 1 Windows

CarTeck Solid - Smooth Anthracite Grey RAL 7016 with Alpha Windows

Scan me to see more!



Surface Textures




Smooth



Woodgrain



Stucco



Micro-profiled

A note about colour

Where doors are exposed to direct sunlight, dark colours should be avoided.

RAL references for colours are provided as a guide only to the nearest similar RAL colour. Colours will not match to other RAL finishes due to different coating processes, gloss levels, substrates and textures. Similarly, special RAL, BS, wood effects or other colours will not be a precise match.

Colours shown are limited in accuracy by the printing process - samples should always be requested.

Golden Oak & Winchester are laminate finishes. Night Oak & Rosewood have a painted finish.

Wood Design frame legs, headers & 3D profiles in Night Oak & Rosewood are finished in a complimentary painted wood effect finish but will not match precisely. Golden Oak & Winchester are finished in a flat colour RAL 8014. TT9016 Bling White frame legs, headers & 3D profiles are finished in RAL 9016.

If you are matching to other finishes, particularly wood effects such as Rosewood, Golden Oak, Night Oak or Winchester, always request a sample.

All frame legs, headers & 3D profiles are available in smooth finish only.



☐ Doors can also be coloured to any RAL shade

Colours



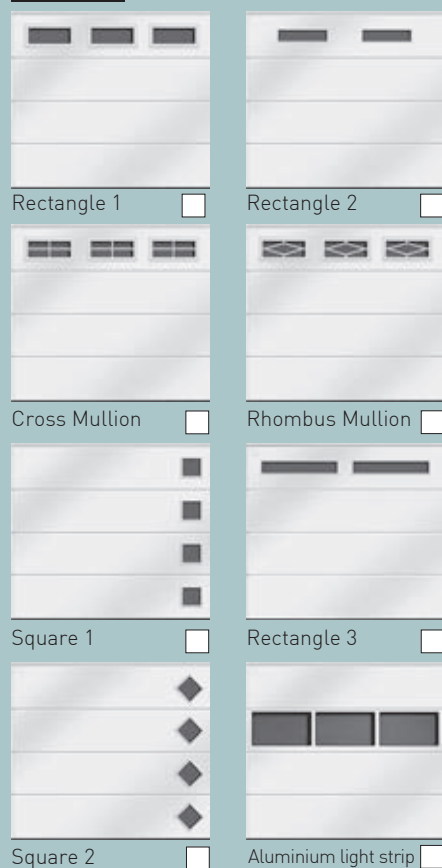
Wood effects

See page 30



CarTeck Solid - Smooth White RAL 9016

Windows



The images above show popular window combinations. If you'd like alternative window configuration, just ask!

For extra special windows and decals, see our Bling section on pages 36 & 37.

Automation



Ambience pack 1 ☐
Ambience pack 2 ☐
Ambience pack 3 ☐
Ambience pack 4 ☐



Parking pack 1 ☐
Parking pack 2 ☐



Smart Pack ☐



Security pack 1 ☐
Security pack 2 ☐



Access pack 1 ☐
Access pack 2 ☐
Access pack 3 ☐
Access pack 4 ☐



Pearl Vibe ☐



Power Pack ☐



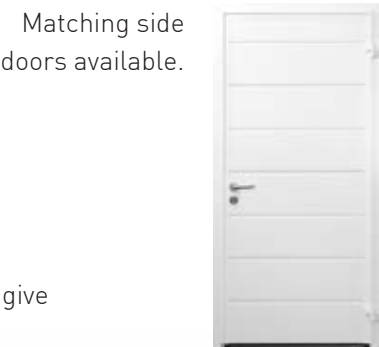
Safety Pack ☐

For pack details see page 16-19

TECKENTRUP
DOOR SOLUTIONS


CarTeck Automatic Centre Ribbed

The Style Master
Our most popular style. CarTeck Automatic's centre ribbed proportions give the door a refined designer feel that just works!



CarTeck Centre Ribbed - Smooth Jet Black RAL 9005

Surface Textures




Smooth



Woodgrain



Stucco



Micro-profiled



A note about colour

Where doors are exposed to direct sunlight, dark colours should be avoided.

RAL references for colours are provided as a guide only to the nearest similar RAL colour. Colours will not match to other RAL finishes due to different coating processes, gloss levels, substrates and textures. Similarly, special RAL, BS, wood effects or other colours will not be a precise match.

Colours shown are limited in accuracy by the printing process - samples should always be requested.

Golden Oak & Winchester are laminate finishes. Night Oak & Rosewood have a painted finish.

Wood Design frame legs, headers & 3D profiles in Night Oak & Rosewood are finished in a complimenting painted wood effect finish but will not match precisely. Golden Oak & Winchester are finished in a flat colour RAL 8014. TT9016 Bling White frame legs, headers & 3D profiles are finished in RAL 9016.

If you are matching to other finishes, particularly wood effects such as Rosewood, Golden Oak, Night Oak or Winchester, always request a sample.

All frame legs, headers & 3D profiles are available in smooth finish only.



☐ Doors can also be coloured to any RAL shade

Colours

<input type="checkbox"/>	<input type="checkbox"/>	<input type="checkbox"/>	<input type="checkbox"/>
Flame Red RAL 3000	Fir Green RAL 6009	Moss Green RAL 6005	Sepia Brown RAL 8014
<input type="checkbox"/>	<input type="checkbox"/>	<input type="checkbox"/>	<input type="checkbox"/>
Window Grey RAL 7040	Anthracite Grey RAL 7016	White Aluminium RAL 9006	Cream RAL 9001
<input type="checkbox"/>	<input type="checkbox"/>	<input type="checkbox"/>	<input type="checkbox"/>
Quartz Grey RAL 7039	Light Grey RAL 7035	Grey Aluminium RAL 9007	Jet Black RAL 9005
<input type="checkbox"/>	<input type="checkbox"/>	<input type="checkbox"/>	<input type="checkbox"/>
White RAL 9016	Umbra Grey RAL 7022	Steel Blue RAL 5011	Slate Grey RAL 7015
<input type="checkbox"/>	<input type="checkbox"/>	<input type="checkbox"/>	<input type="checkbox"/>
Anthracite Textured RAL 7016	Ice Crystal Grey Aluminium	TT703 satin metallic grey with micaceous iron ore particles	TT9016 Bling White with micaceous iron ore particles glitter effect

Wood effects

See page 30

Golden Oak <input type="checkbox"/>	Rosewood <input type="checkbox"/>	Night Oak <input type="checkbox"/>	Winchester <input type="checkbox"/>



CarTeck Centre Ribbed - Smooth Wood Effect Golden Oak

Windows

Rectangle 1 <input type="checkbox"/>	Rectangle 2 <input type="checkbox"/>
Cross Mullion <input type="checkbox"/>	Rhombus Mullion <input type="checkbox"/>
Square 1 <input type="checkbox"/>	Rectangle 3 <input type="checkbox"/>
Square 2 <input type="checkbox"/>	Aluminium light strip <input type="checkbox"/>



The images above show popular window combinations. If you'd like alternative window configuration, just ask!

For extra special windows and decals, see our Bling section on pages 36 & 37.

Automation



Ambience pack 1 ☐
Ambience pack 2 ☐
Ambience pack 3 ☐
Ambience pack 4 ☐



Parking pack 1 ☐
Parking pack 2 ☐



Smart Pack ☐



Security pack 1 ☐
Security pack 2 ☐



Access pack 1 ☐
Access pack 2 ☐
Access pack 3 ☐
Access pack 4 ☐



Pearl Vibe ☐



Power Pack ☐



Safety Pack ☐

For pack details see page 16-19

TECKENTRUP
DOOR SOLUTIONS

CarTeck Automatic Standard Ribbed ☐

Matching side
doors available.



Simple, Timeless

Horizontal rib styling is a wonderfully simple way to create a design that is at home on any style of house, choose white, wood effect or add a splash of colour!



CarTeck Standard Ribbed - White RAL 9016



Scan me to
see more!




CarTeck Standard Ribbed - Smooth White RAL 9016

Surface Textures



Smooth



Woodgrain



Stucco



Micro-profiled



A note about colour

Where doors are exposed to direct sunlight, dark colours should be avoided.

RAL references for colours are provided as a guide only to the nearest similar RAL colour. Colours will not match to other RAL finishes due to different coating processes, gloss levels, substrates and textures. Similarly, special RAL, BS, wood effects or other colours will not be a precise match.

Colours shown are limited in accuracy by the printing process - samples should always be requested.

Golden Oak & Winchester are laminate finishes. Night Oak & Rosewood have a painted finish.

Wood Design frame legs, headers & 3D profiles in Night Oak & Rosewood are finished in a complimentary painted wood effect finish but will not match precisely. Golden Oak & Winchester are finished in a flat colour RAL 8014. TT9016 Bling White frame legs, headers & 3D profiles are finished in RAL 9016.

If you are matching to other finishes, particularly wood effects such as Rosewood, Golden Oak, Night Oak or Winchester, always request a sample.

All frame legs, headers & 3D profiles are available in smooth finish only.



☐ Doors can also be coloured to any RAL shade

Colours

<input type="checkbox"/>	<input type="checkbox"/>	<input type="checkbox"/>	<input type="checkbox"/>
Flame Red RAL 3000	Fir Green RAL 6009	Moss Green RAL 6005	Sepia Brown RAL 8014
<input type="checkbox"/>	<input type="checkbox"/>	<input type="checkbox"/>	<input type="checkbox"/>
Window Grey RAL 7040	Anthracite Grey RAL 7016	White Aluminium RAL 9006	Cream RAL 9001
<input type="checkbox"/>	<input type="checkbox"/>	<input type="checkbox"/>	<input type="checkbox"/>
Quartz Grey RAL 7039	Light Grey RAL 7035	Grey Aluminium RAL 9007	Jet Black RAL 9005
<input type="checkbox"/>	<input type="checkbox"/>	<input type="checkbox"/>	<input type="checkbox"/>
White RAL 9016	Umbra Grey RAL 7022	Steel Blue RAL 5011	Slate Grey RAL 7015
<input type="checkbox"/>	<input type="checkbox"/>	<input type="checkbox"/>	<input type="checkbox"/>
Anthracite Textured RAL 7016	Ice Crystal Grey Aluminium	TT703 satin metallic grey with micaceous iron ore particles	TT9016 Bling White with micaceous iron ore particles glitter effect

Wood effects

See page 30

Golden Oak <input type="checkbox"/>	Rosewood <input type="checkbox"/>	Night Oak <input type="checkbox"/>	Winchester <input type="checkbox"/>



CarTeck Standard Ribbed - Smooth Wood Effect Rosewood

Windows

Rectangle 1 <input type="checkbox"/>	Rectangle 2 <input type="checkbox"/>
Cross Mullion <input type="checkbox"/>	Rhombus Mullion <input type="checkbox"/>
Square 1 <input type="checkbox"/>	Rectangle 3 <input type="checkbox"/>
Square 2 <input type="checkbox"/>	Aluminium light strip <input type="checkbox"/>



The images above show popular window combinations. If you'd like alternative window configuration, just ask!

For extra special windows and decals, see our Bling section on pages 36 & 37.

Automation



Ambience pack 1 ☐
Ambience pack 2 ☐
Ambience pack 3 ☐
Ambience pack 4 ☐



Parking pack 1 ☐
Parking pack 2 ☐



Smart Pack ☐



Security pack 1 ☐
Security pack 2 ☐



Access pack 1 ☐
Access pack 2 ☐
Access pack 3 ☐
Access pack 4 ☐



Pearl Vibe ☐



Power Pack ☐



Safety Pack ☐

For pack details see page 16-19

TECKENTRUP
DOOR SOLUTIONS

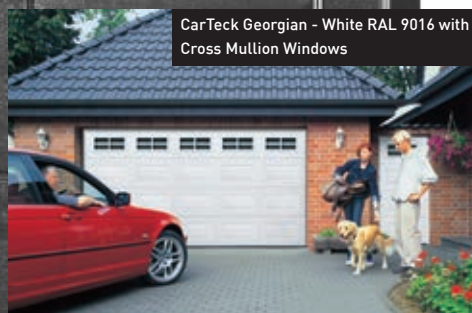
CarTeck Automatic Georgian

Matching side doors available.



The Classic

The Georgian design features are a timeless favourite and work beautifully with the addition of windows for an added accent and natural light.




CarTeck Georgian - White RAL 9016 with Cross Mullion Windows

Scan me to see more!



CarTeck Georgian - Woodgrain Jet Black RAL 9005

Surface Textures



Woodgrain



A note about colour

Where doors are exposed to direct sunlight, dark colours should be avoided.

RAL references for colours are provided as a guide only to the nearest similar RAL colour. Colours will not match to other RAL finishes due to different coating processes, gloss levels, substrates and textures. Similarly, special RAL, BS, wood effects or other colours will not be a precise match.

Colours shown are limited in accuracy by the printing process - samples should always be requested.

Golden Oak & Winchester are laminate finishes. Night Oak & Rosewood have a painted finish.

Wood Design frame legs, headers & 3D profiles in Night Oak & Rosewood are finished in a complimenting painted wood effect finish but will not match precisely. Golden Oak & Winchester are finished in a flat colour RAL 8014. TT9016 Bling White frame legs, headers & 3D profiles are finished in RAL 9016.

If you are matching to other finishes, particularly wood effects such as Rosewood, Golden Oak, Night Oak or Winchester, always request a sample.

All frame legs, headers & 3D profiles are available in smooth finish only.



☐ Doors can also be coloured to any RAL shade

Colours



Flame Red
RAL 3000



Fir Green
RAL 6009



Moss Green
RAL 6005



Sepia Brown
RAL 8014




Window Grey
RAL 7040



Anthracite
Grey RAL 7016



White Aluminium
RAL 9006



Cream
RAL 9001



Quartz Grey
RAL 7039




Light Grey
RAL 7035



Grey Aluminium
RAL 9007



Jet Black
RAL 9005



White
RAL 9016



Umbra Grey
RAL 7022



Steel Blue
RAL 5011



Slate Grey
RAL 7015



Anthracite
Textured
RAL 7016



Ice Crystal Grey
Aluminium



TT703 satin
metallic grey
with micaceous
iron ore
particles



TT9016 Bling
White with
micaceous iron
ore particles
glitter effect

Wood effects

See page 30



Golden Oak



Rosewood



Night Oak



Winchester



Carteck Georgian - Woodgrain White RAL 9016

Windows



Rectangle 1



Cross Mullion



Rhombus Mullion

Automation



Ambience pack 1

Ambience pack 2

Ambience pack 3

Ambience pack 4



Parking pack 1

Parking pack 2




Smart Pack



Security pack 1

Security pack 2



Access pack 1


Access pack 2

Access pack 3

Access pack 4



Pearl Vibe



Power Pack




Safety Pack

For pack details see page 16-19


CarTeck Automatic Wood Effect ☐

Matching side doors available.



Rich woodtones

Our wide grain wood effect finishes are grained to give a much more natural look than close grain finishes.



CarTeck Centre Ribbed - Wood Effect Golden Oak



Scan me to see more!



CarTeck Georgian - Woodgrain Wood Effect Golden Oak

Surface Texture for Georgian



Woodgrain ☐

Life-like Wood effect

Our wood effect doors definitely look the part - characterful woodgraining brings these designs to life.

A note about colour

Where doors are exposed to direct sunlight, dark colours should be avoided.

RAL references for colours are provided as a guide only to the nearest similar RAL colour. Colours will not match to other RAL finishes due to different coating processes, gloss levels, substrates and textures. Similarly, special RAL, BS, wood effects or other colours will not be a precise match.

Colours shown are limited in accuracy by the printing process - samples should always be requested.

Golden Oak & Winchester are laminate finishes. Night Oak & Rosewood have a painted finish.

Wood Design frame legs, headers & 3D profiles in Night Oak & Rosewood are finished in a complimentary painted wood effect finish but will not match precisely. Golden Oak & Winchester are finished in a flat colour RAL 8014. TT9016 Bling White frame legs, headers & 3D profiles are finished in RAL 9016.

If you are matching to other finishes, particularly wood effects such as Rosewood, Golden Oak, Night Oak or Winchester, always request a sample.

All frame legs, headers & 3D profiles are available in smooth finish only.

Wood effects*



Golden Oak ☐ Rosewood ☐ Night Oak ☐ Winchester ☐

*Please note: Golden Oak & Winchester are laminate finishes. Night Oak & Rosewood have a painted finish.


Centre Rib Rosewood ☐



Centre Rib Golden Oak ☐



Surface Textures for Standard Rib, Centre Rib & Solid



Smooth Rosewood & Night Oak ☐



Smooth Golden Oak ☐

Better scratch resistance & UV stability

Night Oak & Rosewood have a paint finished surface instead of the traditional surface bonded film. They outperform films for scratch resistance. The paint finish is also more UV stable over time, retaining colour for longer and less prone to the finish becoming “milky” in strong sunlight.

Solid Night Oak ☐



Solid Winchester ☐





Scratch-resistant Polymer
Double Pane
Clear



Scratch-resistant Polymer
Double Pane
Frosted



Scratch-resistant Polymer
Double Pane
Satin

Our glazing elements.

Glazing Elements

Scratch-resistant Polymer, double glazed windows in attractive designs allow natural light into your garage.

As harmonious integration or intentional contrast – aligned with other facades and windows, vision elements play a key role in shaping the overall architecture of your house.



Window frames are coloured to be similar to the door panel. Selected Trend colours & wood design windows are finished in a complementary flat colour for Golden Oak (RAL8003), Rosewood (RAL8016), Night Oak (RAL8014), Winchester (RAL8001), Textured Anthracite (RAL7016), Ice Crystal Grey Aluminium (RAL9007) and TT9016 Bling White (RAL9016). The surrounds on aluminium GSA window sections are finished in a smooth finish.

Window frame colour shade and surface lustre will show a variance from the panel finish as the base material and coating methods are different.



Rectangle 1



Rectangle 2*



Cross mullion



Rhombus Mullion



Square 1*



Rectangle 3*



Square 2*



GSA Aluminium light strip

*Not available on Georgian style



The images above show popular window combinations. If you'd like alternative window configuration, just ask!

For extra special windows and decals, see our Bling section on pages 36 & 37.

Teckentrup Bling!

Available on:

CarTeck Automatic
SolidCarTeck Automatic
Centre RibbedCarTeck Automatic
Standard Ribbed

Bling Windows

Windows

High-grade window units add natural daylight with a contemporary twist. Windows are constructed with an aluminium casement and polymer glazing unit.


Glazing Styles

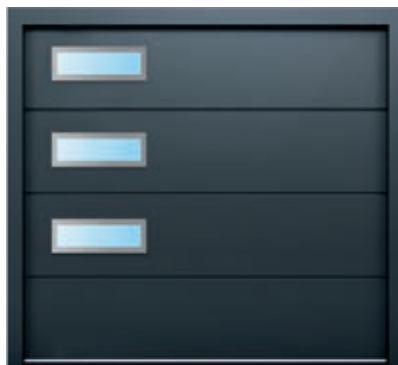


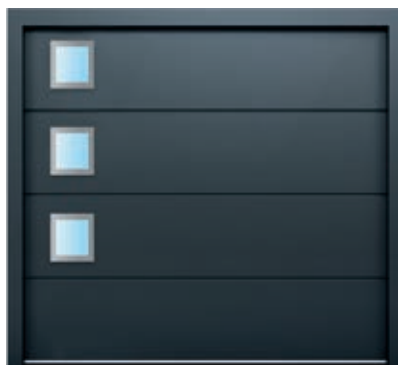
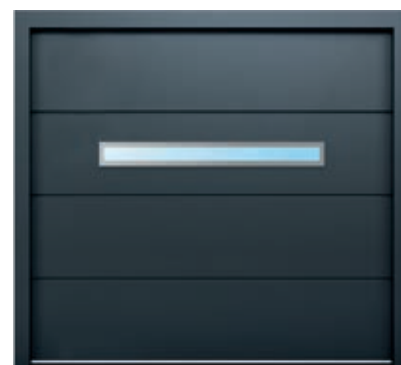


Satin



Clear


☐ Athena
406mm x 203mm

☐ Versus
900mm x 1000mm

☐ Sigma
610mm x 200mm

☐ Gamma
534mm x 344mm

☐ Zeta
ø280mm

☐ Alpha
280mm x 280mm

☐ Kappa
1860mm x 180mm

More!

Extras

Finishing touches to make your door easier to use.



LETTER BOXES



SPY HOLES



PET FLAPS


Pet Flaps, usually fitted to the bottom panel of a door!



ANYTHING ELSE?

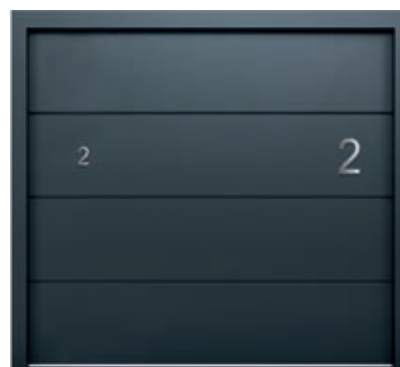
If you can think of anything else you would like to incorporate onto your door, just ask and we'll see if we can make it happen!

Design Accents




Decals

High-grade alunox decals are factory bonded to your door for added visual appeal. Each decal can be positioned to suit your sense of design, however, popular arrangements are shown here.




☐ Writing
100mm/200mm


Decorative Decal Options




☐ Access 1
431mm x 40mm




☐ Access 2
430mm x 40mm




☐ Access 3
215mm x 40mm



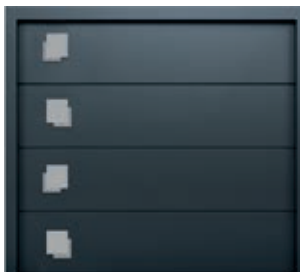
☐ Access 4
400mm x 86mm



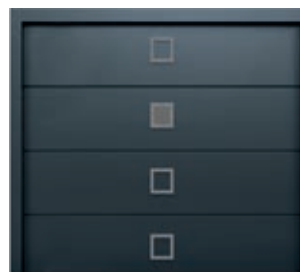
☐ Access 5
180mm x 180mm



☐ Access 6
70mm x 70mm



☐ Access 7
150mm x 150mm



☐ Access 8
194 mm x 194 mm

The images above and left show the most popular combinations. If you'd like alternative configuration, just ask!

SLX Vision

For a panoramic presence look no further than the CarTeck SLX Vision. The doors employ the same market-leading sectional lifting gear used on the standard CarTeck range with its concealed lifting springs, but with added wow-factor.

These automated doors have full width vision panels made from 40mm hollow aluminium profiles, with 20mm scratch resistant, polymer double glazing in a choice of six vision styles.



WHAT PERFORMANCE CAN I EXPECT?

As part of the CE/UKCA marking process, each product must have its performance provided for a defined set of characteristics to allow fair comparison between products from different manufacturers. Other characteristics can also be included, if relevant to a door's performance. The following tables show the performance characteristics of CarTeck SLX Vision sectional garage doors.

SLX VISION PERFORMANCE CHARACTERISTIC

RATING

Resistance to Windload EN 12424	Class 2
Watertightness EN 12425	Class 2
Air Permeability EN 12426	Class 2
Thermal Transmittance EN 13241	3.5 W/m²k
Operating Forces (hand Operated) EN 12604	150 N

VISION OPTIONS

Windows are made from double pane scratch-resistant polymer.



Clear



Satin



Frosted



Green Tint



70% transmission
(approx)



Brown Tint









50% transmission
(approx)



Grey Tint



43% transmission
(approx)

COLOURSFlame Red
RAL 3000Fir Green
RAL 6009Moss Green
RAL 6005Sepia Brown
RAL 8014Window Grey
RAL 7040Anthracite
Grey RAL 7016White Aluminium
RAL 9006Cream
RAL 9001Quartz Grey
RAL 7039Light Grey
RAL 7035Grey Aluminium
RAL 9007Jet Black
RAL 9005White
RAL 9016Umbra Grey
RAL 7022Steel Blue
RAL 5011Slate Grey
RAL 7015**A NOTE ABOUT COLOUR**

Where doors are exposed to direct sunlight, dark colours should be avoided.

RAL references for colours are provided as a guide only to the nearest similar RAL colour. Colours will not match to other RAL finishes due to different coating processes, gloss levels, substrates and textures. Similarly, special RAL, BS or other colours will not be a precise match.

Colours shown are limited in accuracy by the printing process - samples should always be requested.

All frame legs, headers & 3D profiles are available in smooth finish only.

WHAT WILL MY DOOR LOOK LIKE?

Full width glazing up to 3250mm wide (no mullions)



Single mullion over
3250mm wide,
maximum width
4000mm.



The number of sections is dependent on door height and is shown below:



4 sections

Doors up to
2280mm high.

5 sections

Doors up to
2835mm high.

6 sections

Doors up to
3000mm high.



Our doors and openers are independently tested and certified to all current safety legislation and carry a CE/UKCA mark.

TECKENTRUP
DOOR SOLUTIONS

GSA Vision

Multiple mullions give the CarTeck GSA Vision an ultra-contemporary, minimalist aesthetic. Choose privacy and light with satin or frosted glazing.

These automated doors have sections made from 40mm hollow aluminium profiles, with 20mm scratch resistant, polymer double glazing. The doors also employ the same market-leading sectional lifting gear used on the standard CarTeck range with its concealed lifting springs and quiet smooth action.



Matching side doors available.



WHAT PERFORMANCE CAN I EXPECT?

As part of the CE/UKCA marking process, each product must have its performance provided for a defined set of characteristics to allow fair comparison between products from different manufacturers. Other characteristics can also be included, if relevant to a door’s performance. The following tables show the performance characteristics of CarTeck GSA Vision sectional garage doors.

GSA VISION PERFORMANCE CHARACTERISTIC

RATING

Resistance to Windload EN 12424	Class 2
Watertightness EN 12425	Class 2
Air Permeability EN 12426	Class 2
Thermal Transmittance EN 13241	3.3 W/m²k
Operating Forces (hand Operated) EN 12604	150 N

VISION OPTIONS

Windows are made from double pane scratch-resistant polymer.










Clear



Satin



Frosted

**COLOURS**Flame Red
RAL 3000Fir Green
RAL 6009Moss Green
RAL 6005Sepia Brown
RAL 8014Window Grey
RAL 7040Anthracite
Grey RAL 7016White Aluminium
RAL 9006Cream
RAL 9001Quartz Grey
RAL 7039Light Grey
RAL 7035Grey Aluminium
RAL 9007Jet Black
RAL 9005White
RAL 9016Umbra Grey
RAL 7022Steel Blue
RAL 5011Slate Grey
RAL 7015**A NOTE ABOUT COLOUR**

Where doors are exposed to direct sunlight, dark colours should be avoided.

RAL references for colours are provided as a guide only to the nearest similar RAL colour. Colours will not match to other RAL finishes due to different coating processes, gloss levels, substrates and textures. Similarly, special RAL, BS or other colours will not be a precise match.

Colours shown are limited in accuracy by the printing process - samples should always be requested.

All frame legs, headers & 3D profiles are available in smooth finish only.

WHAT WILL MY DOOR LOOK LIKE?

The number of vertical mullions is dependent on door width and is shown below:

Doors up to 2235mm wide



◀ 2 windows

Doors up to 2438mm wide



◀ 3 windows

Doors up to 3353mm wide




◀ 4 windows

Doors up to 4420mm wide



◀ 5 windows

Doors up to 5500mm wide



◀ 6 windows

The number of sections is dependent on door height and is shown below:




4 sections

Doors up to
2280mm high.



5 sections

Doors up to
2835mm high.



6 sections

Doors
up to 3000mm
high.



Our doors and openers are independently tested and certified to all current safety legislation and carry a CE/UKCA mark.

TECKENTRUP
DOOR SOLUTIONS

Teckentrup is a family business with operations throughout the world. In the UK we make our garage doors in Warrington, Cheshire. CarTeck Automatic is available through a national network of independent Garage Door Specialist installers.

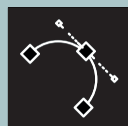
Teckentrup offers more than garage doors: We provide solutions and have set three quality standards for our garage doors:

Design. Security. Service.



January 2023

Teckentrup UK Limited, Units 2-4 Opus 9 Industrial Estate,
Woburn Road, Winwick Quay, Warrington WA2 8UE



Design

We combine ease of use with aesthetics.

Good design uses innovative technology to make using a product intuitive and effortless. CarTeck Automatic sectional garage doors offer a wide range of design options that will transform the look of your home and the way you use your garage space.



Safety & Security

We combine security with safety.

Our products are designed to provide peace of mind with both physical security and the knowledge that durability and safe operation are inherent.



Service

We combine speed with reliability.

The Teckentrup team and our network of Garage Door Specialists installers love to make your new door a pleasure to own. From planning to installation. You'll always receive expert advice and the best service for installation, maintenance and aftercare.

Quality & Environment

Teckentrup operates to quality procedures audited to ISO 9001. We care about the environment too - this is why our products are certified in accordance with the Environmental Product Declaration (EPD).

ISO 14001 Environmental Management
ISO 50001 Energy Management



TECKENTRUP
DOOR SOLUTIONS