

**HÖRMANN**

DOORS FOR THE  
**AUTOMOTIVE**  
**INDUSTRY**



# WELCOME

to the Hörmann guide to Doors for the Automotive Industry

Whether you're contemplating a new project, or upgrading what you've got, this booklet will help get you started. It's all too easy to get blindsided by technical jargon and product specs. So we've cut all that and the aim of this booklet is to simply show what's possible and hopefully provide a little inspiration along the way.

We're not saying the technical side is unimportant. It just comes later and when you're in the early stages it can get in the way of narrowing down what you're after. If you're interested in finding out more, get in touch because we have detailed product brochures and we'd be happy to discuss your requirements.

As the UK leader of domestic and industrial doors, you may already be familiar with what we do and the brand quality behind our products. But for the uninitiated, the [Why Hörmann](#) section will give you some background information.

When designing and specifying doors for a car showroom, each is different. But usually you will be looking for a few key things. An abundance of natural light, good thermal insulation and security being front of your mind. Functionality is important, but so too are the aesthetics. For all those reasons, [Industrial Sectional Doors](#) are the number one choice and they come in a variety of shapes and styles.



From 2018, sectional industrial doors are now available with Secure by design accreditation, on selected types.

You may also want to consider [Rolling Shutters](#). They're great for those areas where you don't need the transparency of a display window. And for workshops and spaces with a high turnover of traffic, investing in High Speed Doors can often pay off in improved efficiency. Have a flick through and get in touch using the contact details below.

**Wolfgang Gorner**  
Managing Director (UK)

auto.lei@hormann.co.uk  
01530 516880

# HÖRMANN BRAND QUALITY

Reliable and oriented towards the future

As Europe's leading manufacturer of doors, hinged doors, frames and operators, we are committed to high product and service quality. This is how we set standards on an international scale.

Highly-specialised factories develop and manufacture construction components that are characterised by excellent quality, functional safety and a long service life. Our presence in the global economy's key regions makes us a strong, future oriented partner for industrial and public construction projects.

## In-House Product Development

At Hörmann, innovation is produced in-house – highly qualified employees in development departments are in charge of product optimisation and new developments. This results in market-ready, high-quality products that are very popular around the globe.

## Modern Manufacturing

All of the essential door and operator components, such as sections, frames, fittings, operators and controls are developed and manufactured by Hörmann. This guarantees a high degree of compatibility between the door, operator and controls. Our certified quality management system ensures the highest quality, from development through to production and delivery.

## Competent Advice

Experienced specialists within our customer-oriented sales organisation accompany you from the planning stage, through technical clarification up to the final building inspection. Complete working documentation, such as technical manuals, is not only available in printed form, but also always accessible and up-to-date at [www.hoermann.com](http://www.hoermann.com).

## Fast service

Our extensive service network means that we are always nearby waiting for your call. This provides your company with a great advantage, allowing you to minimise any down time that may occur.





## Sustainably produced doors from Hörmann

### Ecological quality

Environmentally-friendly production through a comprehensive energy management system.

### Economical quality

A long service life and low maintenance costs thanks to the use of high-quality materials.

### Process quality

Sustainable production processes through optimised material use.



## Simple and Sustainable Planning with the Hörmann Architects' Program and energy savings compass

### The Architects' Program – More than 9000 drawings for over 850 products

Planning with Hörmann products is now even easier thanks to a modern, user-friendly interface. Clearly structured navigation via drop-down menus and symbols, as well as a search function, give you faster access to tender specifications and drawings (in DWG and PDF format) of over 850 Hörmann products. Photo-realistic presentations provide additional information on many products. The Architects' Program is available to you as a web version at [www.hormann.co.uk/forums/architects-forum](http://www.hormann.co.uk/forums/architects-forum) or can be downloaded free-of-charge from the Hörmann Architects' Forum.

### The energy savings compass for sustainable planning

Hörmann's energy saving compass shows how external and internal doors are planned with energy efficiency and sustainability in mind. An integrated calculated module estimates the pay back period for door modernisation.

# INDUSTRIAL SECTIONAL DOORS

Industrial Sectional Doors are hands down the number one choice for car dealerships and showrooms. And for good reason. Fitted with large glazed panels, they act as display windows and offer an unimpeded view into showrooms. The transparency invites closer inspection and helps to seamlessly connect interior and exterior spaces.

Within these pages, you'll find an array of sectional doors. From the simple elegance of clear glass, to more highly mirrored and colour-clad varieties. They all have a few things in common though. By opening vertically and sliding along tracks, under the ceiling of the building, they provide a practical space saving solution in commercial settings.

Wicket doors can be built into the doors, creating a practical trip-free threshold. With the option of added glazing, thermal insulation and security can be further enhanced. And with DURATEC glazing fitted as standard to all Hörmann industrial sectional doors, you'll get a scratch resistant surface that offers a permanently clear view.





**Sales areas**  
 Thanks to large glazings made of real glass, the door becomes a display window, attracting potential customers

# MAXIMUM TRANSPARENCY

Aluminium doors with large glazing



**Warehouses**  
 Large glazing provides workplaces with natural light



SAMSON DOORS

01933 448850

[enquiries@samsondoors.co.uk](mailto:enquiries@samsondoors.co.uk)

**Car showrooms**

Bright, well-lit showrooms convey a sense of space and professionalism

# FITTING IN MODERN ARCHITECTURE

Glazed aluminium doors



**Commercial buildings**

Aluminium profiles with thermal break and optional climatic glazing ensure that insulation is improved by up to 55%



**Collective garages**

Variety of infill options, from expanded mesh to perforated sheet infill for door and wicket door (only ALR F42)



# ELEGANT EYE-CATCHER

Exclusively glazed aluminium doors



#### **Exclusive door appearance**

A clear overall appearance thanks to the offset glazing with a mix of mirroring and transparency



CASE STUDY

Platinum Executive Travel

*“My favourite aspect of the structure is the way in which the doors sit perfectly with the overall design of the building. Now that the ALR Vitraplans are installed, they are even better than I expected.”*


**Saleem Iqbal, Owner**

**Matching side doors**

The combination of the sectional door and matching side door with offset glazing creates a harmonious overall appearance

**Designed facades**

Permanent surface protection thanks to standard DURATEC glazing

**SAMSON DOORS**

01933 448850

[enquiries@samsondoors.co.uk](mailto:enquiries@samsondoors.co.uk)

# MORE LIGHT FOR WORKSHOPS

Glazed aluminium doors with steel bottom section

## Workshops

Matching glazing division for doors  
with and without wicket doors





**Commercial buildings and warehouses**

The PU-foamed bottom section can be replaced easily and inexpensively if damaged

**Protection bollards protect from damage**

When used outside, they avoid expensive collision damage on buildings. When used inside, they protect the door tracks from collision damage




**Workshops**  
Large glazings for light in the workspace

**SAMSON DOORS**  
01933 448850  
enquiries@samsondoors.co.uk

# DOOR AND FAÇADE DESIGN

Aluminium doors for on-site cladding

On-site cladding with timber panels



On-site cladding with laminated material boards

On-site cladding with aluminium compound board



**SAMSON DOORS**

01933 448850

[enquiries@samsondoors.co.uk](mailto:enquiries@samsondoors.co.uk)



# WICKET DOORS

## Trip-free passage

Wicket doors with trip-free thresholds pose less of a risk for persons stumbling and injuring themselves. Tool cars or trolleys can easily pass over the very flat stainless steel threshold with rounded edges.





# SIDE DOORS

Matching the door

SAMSON DOORS

01933 448850

[enquiries@samsondoors.co.uk](mailto:enquiries@samsondoors.co.uk)

# INDIVIDUAL COLOUR SCHEMES

For greater design freedom





# MAXIMUM SCRATCH RESISTANCE AND THERMAL INSULATION

DURATEC glazing fitted as standard for Hörmann sectional doors

**SAMSON DOORS**

01933 448850


[enquiries@samsondoors.co.uk](mailto:enquiries@samsondoors.co.uk)

# ROLLING SHUTTERS

Rolling shutters are economical, sturdy and reliable. This makes them a popular choice for the automotive sector, especially for off-site and workshop areas. By rolling up neatly behind the lintel, no valuable space is lost at the sides or ceilings. And they prove themselves time and time again in regular daily use.

Manual rolling shutters are an inexpensive solution if you're looking to make savings, or put your budget to use elsewhere. The tension spring assembly on certain models allows easy opening and closing without great exertion of force. Alternatively, you could let an operator do the lifting, choosing between a range of control systems from push buttons to remote control access.

Due to their robust design, large door openings can be catered for with varying heights and widths. If you've got a uneven or sloping passageway, a chamfered bottom profile can even be added to compensate for height differences. And for those of you with more aesthetic considerations, a high-grade colour coating can help to protect against wear.





# SB ROLLING SHUTTER / ROLLING GRILLE

Simple manual operation for door openings up to 6000 × 4500 mm

This door features space-saving design and high operational safety in all situations, e.g. with emergency opening from the outside

**SAMSON DOORS**

01933 448850

[enquiries@samsondoors.co.uk](mailto:enquiries@samsondoors.co.uk)



**Warehouses**  
Convenient operation  
with operator



**Logistics**  
The ideal solution for low  
to medium operational  
frequencies

**Rolling grilles**  
The convenient rolling grille  
solution with operator up  
to 6000 mm door width for  
secure night time locking



CASE STUDY

## Stockport Land Rover

This was a brand new workshop and they chose Hörmann high-speed doors due to the quality German engineering and peace of mind in knowing that once fitted, they would run unhindered for many years to come.



# DD ROLLING SHUTTER / ROLLING GRILLE

New innovative rolling shutter generation  
for door openings up to a width of 12000 mm



**Large doors**

The robust design allows for door openings up to a height of 9000 mm

**Logistics**

High opening and closing speeds with the accessory package S6 optimise your operations and reduce heat losses


**Night locking**

The DD rolling grille is the ideal choice for secure night locking of large openings




# UNDERGROUND GARAGE ROLLING SHUTTER

The door solution for collective garages with wear-free security technology



**Residential and commercial building**  
The compact construction is ideal for fitting situations with limited space



**Residential and commercial building**

The standard power limit offers a high level of safety when opening and closing without sensors on the door curtain which are prone to malfunctions

**SAMSON DOORS**

01933 448850

[enquiries@samsondoors.co.uk](mailto:enquiries@samsondoors.co.uk)

# COLOURED ROLLING SHUTTERS

Create an attractive appearance



**SAMSON DOORS**

**01933 448850**

**enquiries@samsondoors.co.uk**