

Robust INNA-DOR Brochure



EMAIL: ENQUIRIES@SAMSONDOORS.CO.UK
TELEPHONE: (01933) 448850
MON - FRI 8:00AM - 5:00PM

INNA-DOR

Fire-resistant internal
steel doors



**STEEL DOORS
FOR THE
REAL WORLD**



FIRE DOORS

Tested to
BS 476 Parts 20 & 22
and **BS EN 1634** to
offer 60, 120 and 240
mins fire protection.



ROBUST 

Steel Door Solutions

Scandinavian design. Manufactured in Britain





INNA-DOR

Fire-resistant internal steel doors

Robust UK has successfully redesigned steel doors away from their original industrial roots to provide a highly cost-effective single solution offering an aesthetic design, durable construction and fire protection for up to 4 hours.

INNA-DOR, fitted in internal applications in a wide variety of wall constructions, is designed to protect personnel and property from the spread of flames and smoke. INNA-DOR steel doors offers substantial benefits over comparable timber doors in strength, durability & security. The range is available tested to **BS 476 Parts 20 & 22**, and **BS EN 1634**.

> VERSIONS

We offer three versions – each providing increased fire protection (latched or unlatched):

INNA-DOR 60

UPTO
1 HOUR
(60 minutes)

INNA-DOR 120

UPTO
2 HOURS
(120 minutes)

INNA-DOR 240

UPTO
4 HOURS
(240 minutes)

> DOOR LEAF

Production Sizes:

NB: Sizes quoted may exceed manufacturing limitations.

All fire resistant doors are custom made. The maximum size varies according to fire rating as shown below.

Door Type	Max Width	Max Height	Max Area	INNA-DOR 60	INNA-DOR 120	INNA-DOR 240
Single Doors Latched (Single Swing)	mm	mm	m ²	1370	1370	1370
				2830	2830	2830
				4.0	4.0	3.56
Single Doors Unlatched (Single Swing)	mm	mm	m ²	1300	1300	1300
				2500	2500	2500
				2.96	2.96	2.96
Double Doors (Single Swing - latched or unlatched, equal or unequally split)	mm	mm	m ²	2650	2650	2650
				2830	2830	2830
				4.0	4.0	3.56
Double Doors (Double Swing - latched or unlatched, equal or unequally split)	mm	mm	m ²	TBC	TBC	TBC
				TBC	TBC	TBC
				TBC	TBC	TBC

Thickness:	54mm
Material:	1.2mm Corrosion resistant Magnelis® sheets as standard with a variety of colours and finishes available. Stainless steel 304 and 316 for high corrosion environments.
Infill:	Self support resin impregnated honeycomb core with option of mineral wool available for improved acoustic performance.
Construction:	A non welded construction from 2 skins of Magnelis® folded around a rigid core. Stainless steel 240minute fire rated doors must be fitted with a 'Z' and astragal section to form a rebated meeting stile.

> DOOR FRAME

Construction:	Folded from 1.5mm Magnelis®. Screw and tab construction with 4 no adjustable fixing feet per jamb. Variable sub frame supplied as standard to accommodate site tolerance of -0/+30mm. Frame is fitted with 3 no class 13 hinges with 2 no dog bolts
----------------------	--

Profile:

Types A & B available in both Inward & Outward Opening Versions.



TYPE A



TYPE B



TYPE C



TYPE D








TYPE E

> **WALL CONSTRUCTION**

Construction Types:	All Robust Fire Doors (INNA-DOR 60, 120 & 240) can be used in all forms of Masonry, Concrete and Flexible Stud Wall (cold wall style). When using Timber or Steel Stud Walls the client must ensure they have adequate evidence that the wall can support steel fire doors under fire conditions. 120 & 240 rated Stud Wall constructions should have the walls' reveal face protected by a fire resting board to protect the wall construction.
----------------------------	--

> **THRESHOLD**

Standard				Optional
				
12.5 93.5 15mm aluminium (DDA compliant)	6.34 113.6 5mm driveable (DDA compliant)	Drop seal	No threshold	15 100 15mm steel rebated threshold (DDA compliant)

> **VISION PANELS**







Guidance notes:	To comply with Part M of the Building Regulations 2004 doors circulation across routes should have visibility glazing.
Construction:	Welded construction from 1mm cold rolled steel, screwed together from one side
Options:	Laminated glass with intumescent fire stopping gel as standard. Alternative options include a 19mm Double Glazed Unit (6.4/6/6.4 mm laminate). Custom sizes and glass are available to customer requirements.



Standard Vision Panels - max size 508x1524mm per leaf. Please contact Sales for other options.



> **FINISHES**


Standard	Optional				
					
Polyester Powder Coated from Standard Colour Range	Polyester Powder Coated from Non-Standard Colour Range	PVC Laminate from Standard Range	Woodgrain PVC Laminate (not available with fire rated doors)	Stainless Steel Brushed, Polished or Patterned	Unfinished for site finishing

> LOUVRE PANELS

STANDARD SIZES AVAILABLE (mm)

WIDTH	98	148	198	248	298	348	398	448	498	598
HEIGHT	98	148	198	248	298	348	398	448	498	598

Other non-standard sizes may be available - please ask for details.



Test evidence:	BS 476 - 20 & 22: 1987 and BS EN 1634-1: 2014
Construction:	Consists of a 40mm thick intumescent air transfer grille, with 2 x 5mm thick steel cover grilles which are face fixed to both sides of the door. Air transfer grille manufactured from PVC slats with an intumescent core. Steel cover grille is manufactured from 20swg mild steel with pre-set angled vanes at a 30° downward deflection and 8.5mm pitch. Vanes allow bi-directional airflow.
Size:	Width: 100mm - 600mm (in 25mm increments). Height: 100mm - 600mm (in 25mm increments) Air transfer grilles manufactured 2mm less than nominal aperture size to provide clearance when installed in an aperture of the same nominal dimensions. E.g. a 198 x 198mm nominal size air transfer grille will suit a 200 x 200mm aperture. Cover grilles can be supplied in a wide range of sizes to suit the intumescent air transfer grilles. Sizes from 100 x 100mm up to 600 x 600mm in 50mm increments, offer greater flexibility when selecting grille sizes.
Free area:	Approx 60 - 70% free area. Low sound power level +.
Fixing:	Air transfer grille is screwed and bedded in intumescent sealant. Steel cover grille is screw fixed to the door leaf.
Finish:	Air transfer grille - silver as standard. Steel cover grille - Standard powder coat finishes are white and silver. Non-standard colours are available to suit customer requirements.



> SIDE AND OVER PANEL ARRANGEMENTS

Guidance notes:	Panels can be solid, glazed or louvred
Construction:	Standard side panels are available up to 1290mm wide x 2900mm high. Standard over panels are available up to 1290 x 2900mm (single door) or 1290 x 2600mm (double door).
Options:	Hinged panels. Removeable, flush, glazed or louvred are all available. Please consult the Sales office with specific requirements.



Single Door



Single Door and Side Panel



Double Doors



Double Doors and Side Panel



Single Door and Over Panel



Double Doors and Over Panel



Single Door and 2 Side Panels



Double Doors and 2 Side Panels



ROBUST UK LTD Sutherland Road, Longton, Stoke-on-Trent, Staffordshire ST3 1HZ
Tel: +44 (0) 1782 592900 Email: sales@robust-uk.com

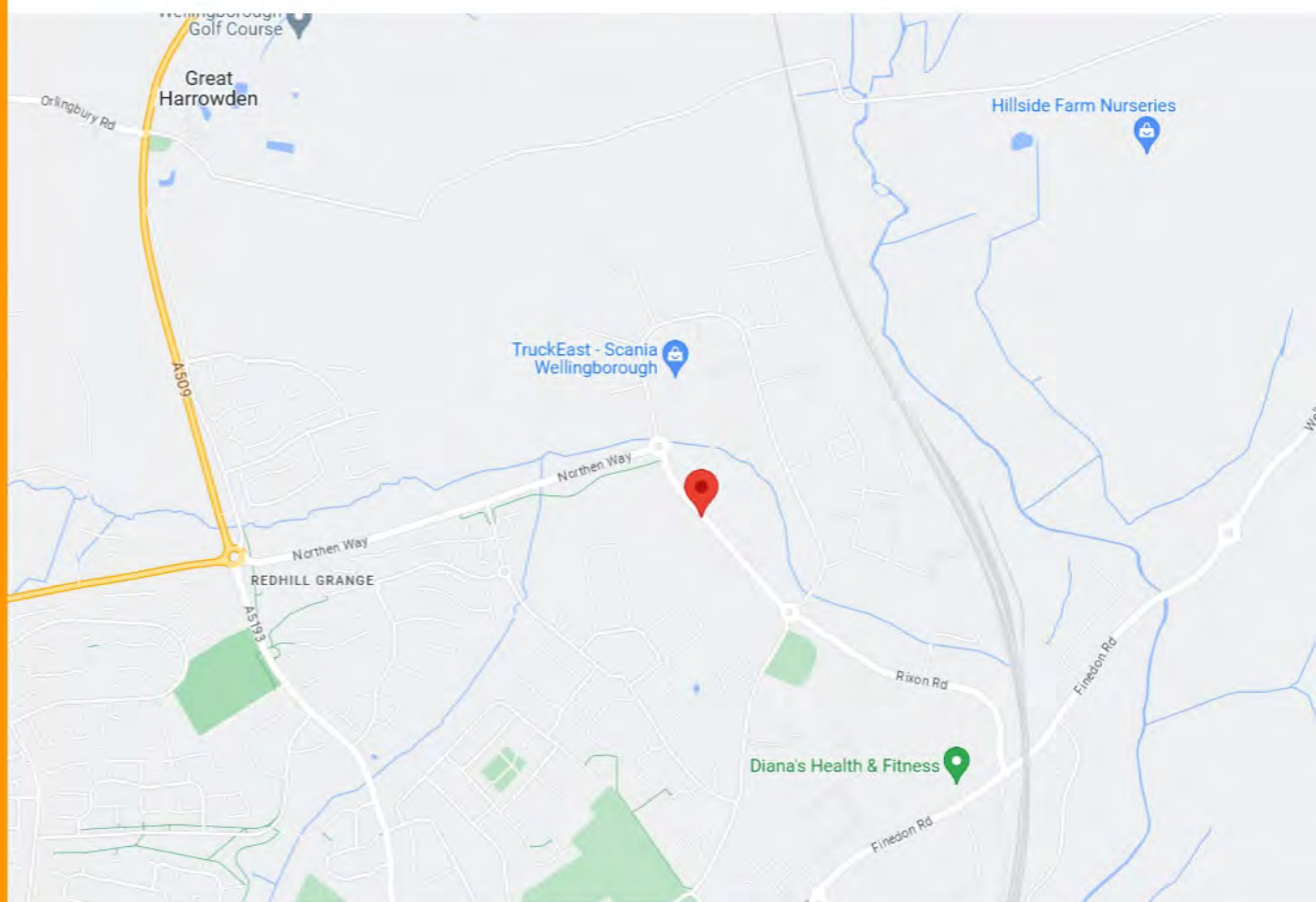
Individual specifications may vary as Robust conduct a policy of continuous product development.



Steel Door Solutions

www.robust-uk.com

Samson



**29-31 STEWARTS ROAD
WELLINGBOROUGH
NORTHAMPTONSHIRE
NN8 4RJ**

**EMAIL: ENQUIRIES@SAMSONDOORS.CO.UK
TELEPHONE: (01933) 448850
MON - FRI 8:00AM - 5:00PM**

SAMSON

