

Markilux 5010 Retractable Awning



**EMAIL: ENQUIRIES@SAMSONAWNINGS.CO.UK
TELEPHONE: (01933) 448844
MON - FRI 8:30AM - 5:30PM**

Cassette awning
max. 700 × 400 cm

Arm technology
twin round steel-link chains,
optional: Bionic tendon

Options
polished chrome fittings,
shadeplus / drop valance,
valance,
coupled awning



mx_5010



At home in every family. At home on your patio.

markilux 5010

The markilux 5010 can be effortlessly extended, either at the touch of a button or via smart control by way of an app, and will be a hit with all the family. On top of that, as a coupled unit with up to three awnings installed next to one another, friends and guests will also be able to find a cosy spot in the generous shade this awning offers. This all-rounder encourages relaxed get-togethers and turns any hour spent outdoors into a happy one.



Polished chrome fittings





Optionally available as an eye-catcher: the chrome-plated end caps fitted to the front profile. On request, with a wall sealing profile which drains rain away over the front of the awning.



The markilux shadeplus

Enjoy relaxing on the patio even when the sun is low in the sky.








markilux designer awnings

	markilux MX-1	markilux MX-1 compact	markilux 6000	markilux 5010	markilux 970	markilux MX-3
						
Max. width × projection	700 × 437 cm	700 × 415 cm	700 × 400 cm	700 × 400 cm	600 × 300 cm 500 × 350 cm	600 × 300 cm 500 × 350 cm
Operation	Radio-controlled motor*	Radio-controlled motor *	Manual operation	Manual operation	Manual operation	Manual operation
optional	+ silentec motor	+ silentec motor	+ servo-assisted manual operation + hard-wired motor + silentec motor + radio-controlled motor*	+ servo-assisted manual operation + hard-wired motor + silentec motor + radio-controlled motor*	+ servo-assisted manual operation + hard-wired motor + radio-controlled motor*	+ servo-assisted manual operation + hard-wired motor + radio-controlled motor*
Arm technology	Bionic tendon	Bionic tendon	Bionic tendon	Twin round steel-link chains + Bionic tendon	Bionic tendon	Bionic tendon
optional						
Fixture type	Face fixture	Face fixture	Face/top/eaves	Face/top/eaves	Face/top/eaves	Face/top/eaves
optional			+ wall sealing profile	+ wall sealing profile	+ niche	+ wall sealing profile
Options**	+ LED Line/Spots in the front profile + LED ambient lighting + LED Spots below the cassette + choose your own colour combination + shadeplus / drop valance + valance	+ LED Line/Spots in the front profile + LED ambient lighting + LED Spots below the cassette + choose your own colour combination + shadeplus / drop valance + valance	+ LED Spots in the front profile + end cap insert in stainless steel mesh + end cap trim in polished chrome + shadeplus / drop valance + valance + coupled awning	+ end caps front profile in polished chome + shadeplus / drop valance + valance + coupled awning	+ LED Line in the cassette + LED Spots below the cassette + anodised front panels + shadeplus / drop valance	+ LED Line in the cassette + LED Spots below the cassette + coloured front panels and end cap insert

* Remote control, smart (app) or intelligent control possible

** Some options cannot be combined

markilux

markilux 990	markilux 3300	markilux 1710	markilux 1600	markilux 930	markilux 1700	markilux 1300
						
500 × 300 cm	700 × 400 cm	700 × 350 cm	710 × 400 cm	500 × 300 cm	700 × 400 cm	700 × 400 cm
Manual operation + servo-assisted manual operation + hard-wired motor + radio-controlled motor*	Manual operation + servo-assisted manual operation + hard-wired motor + silentec motor + radio-controlled motor*	Manual operation + servo-assisted manual operation + hard-wired motor + radio-controlled motor*	Manual operation + servo-assisted manual operation + hard-wired motor + radio-controlled motor*	Manual operation + servo-assisted manual operation + hard-wired motor + radio-controlled motor*	Manual operation + servo-assisted manual operation + hard-wired motor + radio-controlled motor*	Manual operation + servo-assisted manual operation + hard-wired motor + radio-controlled motor*
Twin round steel-link chains + Bionic tendon	Bionic tendon	Bionic tendon	Twin round steel-link chains + Bionic tendon	Twin round steel-link chains	Bionic tendon	Twin round steel-link chains
Face/top/eaves + wall sealing profile	Face/top/eaves + wall sealing profile + niche	Face/top/eaves + wall sealing profile	Face/top/eaves + wall sealing profile	Face/top	Face/top/eaves	Face/top/eaves + aluminium coverboard
+ end cap insert in polished chrome + valance	+ valance + coupled awning	+ end caps and end cap insert in polished chrome + valance + coupled awning + stretch	+ LED Spots in the front profile + end caps in polished chrome + shadeplus / drop valance + valance + coupled awning + stretch	+ valance	+ end caps and end cap insert in polished chrome + valance + coupled awning + stretch	+ shadeplus / drop valance + valance + pitch adjustment gear + coupled awning



markilux format Wind protection and extra privacy | Page 46

Individual unit: max. 300 × 250 cm, can be extended

Fixture type: patio demarcation, fixed to footings, awning system element

Options: + triangular solutions, slide, panoramic window









markilux 790 Side screen | Page 48

Extension: max. 450 cm, height: 90 – 250 cm

Operation: manual operation; Fixture type: can be fitted to a wall or in a niche

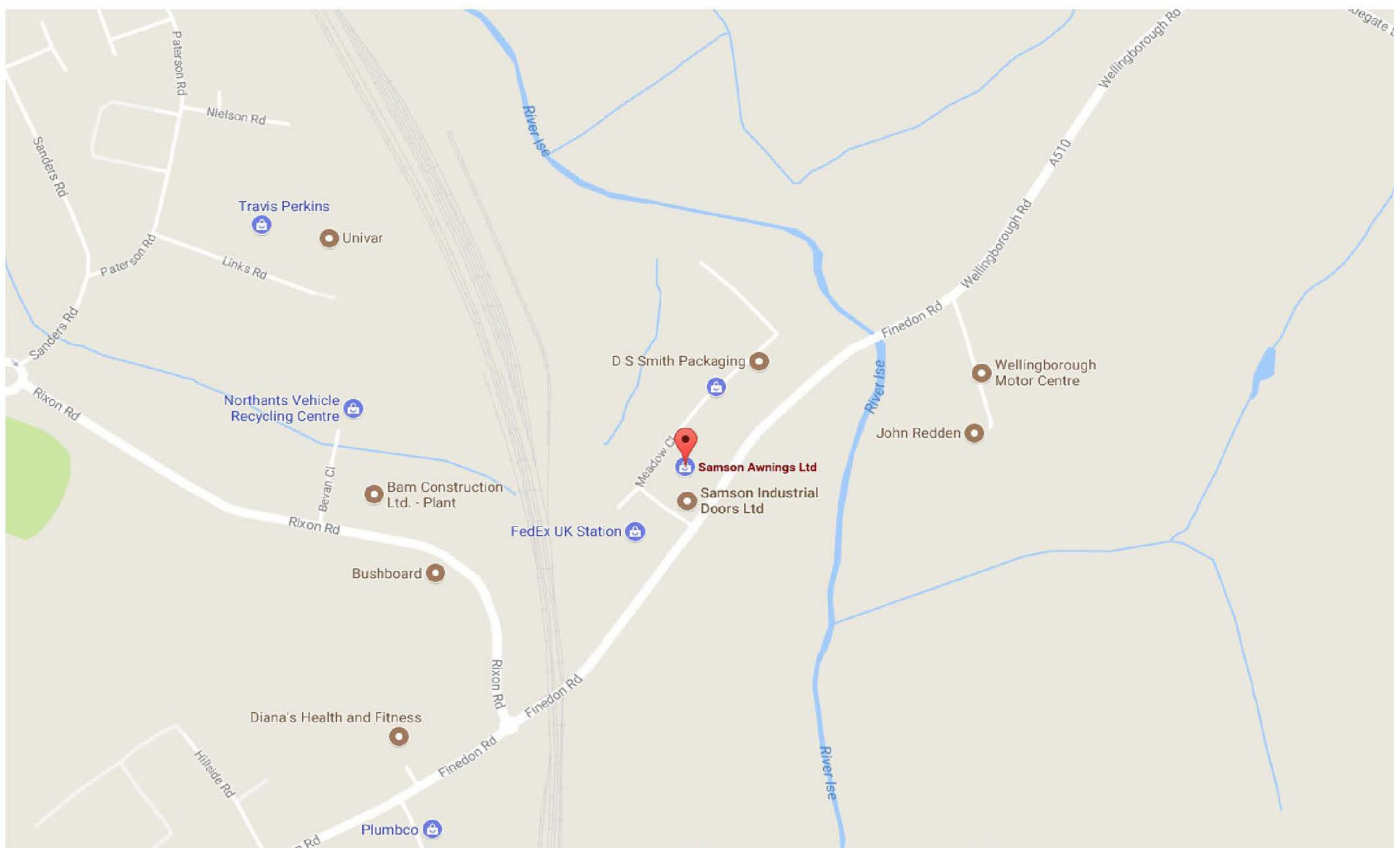
Options: + angled top edge and mobilfix

markilux awning systems

	markilux pergola	markilux pergola compact	markilux planet	markilux markant	markilux syncra	markilux construct
						
Max. width × projection	600 × 450 cm 500 × 600 cm	450 × 400 cm	600 / 610 × 300 cm 500 / 510 × 350 cm	600 × 600 cm (2 fields) 300 × 600 cm (1 field)	Up to 60 m² depending on the awning model	Almost unlimited
Awning system	pergola tracfix cover guidance with lateral guide tracks on slim posts	pergola tracfix cover guidance with lateral guide tracks on slim posts	Awning-cum-parasol with one markilux designer awning as desired	Textile weather protection Free-standing, purist in design, on four posts with integrated designer awning	Awning stand system with two posts and one/two markilux designer awnings or pergolas as desired	Frame system modular and flexible
Operation	Hard-wired motor optional + silentec motor + radio-controlled motor*	Hard-wired motor + radio-controlled motor*	Depending on the awning model	Radio-controlled motor*	Depending on the awning model	Depending on the awning model
Arm technology	—	—	Depending on the awning model	—	Depending on the awning model	Depending on the awning model
Fixture type	Face/top/eaves + wall sealing profile	Face/top/eaves + wall sealing profile	Free-standing on concrete foundations	Free-standing on concrete foundations or attached to a wall	Free-standing on concrete foundations or stabilisation boxes	Free-standing on concrete foundations
Options**	+ LED Line/LED Spots + shadeplus / drop valance + wind protection and extra privacy + round or square posts + adjustable posts + stabilisation boxes + coupled awning	+ LED Line/LED Spots + shadeplus / drop valance (manual) + wind protection and extra privacy + round or square posts + adjustable posts + stabilisation boxes	Depending on the awning model + flex (335° pivoting) + shadeplus / drop valance + base plate covers	+ LED Line/LED Spots + wall sealing profile + vertical roller blinds + wind protection and extra privacy + panoramic window	Depending on the awning model + uno + flex + round or square posts + base plate covers + coupled awning	Depending on the awning model + vertical roller blinds + wind protection and extra privacy + panoramic window + round or square posts + base plate covers

* Remote control, smart (app) or intelligent control possible

** Some options cannot be combined



Nationwide delivery and installation service

**6-8 MEADOW CLOSE
ISE VALLEY INDUSTRIAL ESTATE
FINEDON ROAD
WELLINGBOROUGH
NN8 4BH**

**EMAIL: ENQUIRIES@SAMSONAWNINGS.CO.UK
TELEPHONE: (01933) 448844
MON - FRI 8:30AM - 5:30PM**

