

## **Robust Inna-Dor Brochure**



**EMAIL: [ENQUIRIES@SAMSONDOORS.CO.UK](mailto:ENQUIRIES@SAMSONDOORS.CO.UK)**  
**TELEPHONE: (01933) 448850**  
**MON - FRI 8:00AM - 5:00PM**



# INNA-DOR

## INTERNAL STEEL DOORS



FIRE RATED  
UP TO 4 HOURS



ALL DOORS CUSTOM  
BUILT TO ORDER



UP TO 10 YEARS  
WARRANTY



PROTECTING  
PEOPLE & PROPERTY



**YEARS**  
WARRANTY

**ROBUST**

# ROBUST BY NAME.

# ROBUST BY NATURE.

Robust UK are the leading manufacturer of steel door solutions, offering a wide range of products for use in the Industrial and Commercial sectors.

Whether it's a new build or refurbishment project, our doors provide a "Robust" solution for projects within the Transport, Education, Health, Housing, Industrial, Warehousing and Utilities markets.

With fire, security, glazed and vented doors available, all made-to-order to a variety of specifications and certifications, you can be sure of a premium, high quality solution whatever your requirements.







# INNA-DOR

## AN INTERNAL DOOR MADE TO LAST

### WHAT IS INNA-DOR?

**INNA-DOR** sets the standard for internal steel doors, with an industry-leading specification and up to 10 years anti-corrosion warranty.

Available with a honeycomb core as standard, we can substitute this for mineralwool where thermal transference needs to be reduced, or a timber core for added strength and reinforcement.

This versatile solution is available fire rated to BS EN1634-1 for up to 240 minutes, and tested for smoke leakage to BS EN1634-3.

### APPLICATIONS

**INNA-DOR** steel doorsets are suitable for use in a wide range of internal applications – from schools & offices, to healthcare and retail. The broad range of available sizes, panels, hardware, colours and certifications mean that **INNA-DOR** provides the perfect solution whatever your requirements.



#### FIRE RATED UP TO 4 HOURS

We can manufacture single and double doorsets which are fire rated for 60, 120 or 240 minutes to suit your requirements.



#### 10 YEAR WARRANTY

**INNA-DOR** is available with up to 10 years anti-corrosion warranty when manufactured using Magnelis® steel.\*

\* Warranty duration differs if door is located in a C4 or C5 environment.



#### PRICE MATCH GUARANTEE

We don't believe you'll find better value for money anywhere else, so if you receive a cheaper like-for-like quote from an alternative supplier - we'll match it!



### LOOKING FOR SOMETHING MORE "ROBUST"?

We've got you covered! We have a number of options available that provide even more security and protection for applications that demand it, right through to high risk commercial applications that require blast resistance. Our specialist security doors are all third party certified to PAS 24 or LPS 1175, and available with fire certification too. Just ask our estimators for more information about **SECUR-DOR 2.1** or **TUFF-DOR 2.1!**



**ROBUST**

# INNA-DOR

## AN INTERNAL DOOR THAT'S FIRE RATED

### PROTECTING PEOPLE & PROPERTY

Our mission is to Protect People & Property, and as such we're committed to providing a wide variety of fire door solutions.



As well as third party tested fire rated doors, we offer a broad portfolio of made-to-measure fire escape doors which utilise quality hardware from the industry's leading manufacturers.

Whatever your requirements, contact our knowledgeable estimating team who will advise the best custom-built, compliant solution for your needs.



Fire Rating	Single	Double	Leaf & a Half	Frames	Vision Panels	Louvres	Side Panels *	Over Panels *
FD30	✓	✓	✓	A, B, C, D, F & E	✓	✓	✓	✓
FD60	✓	✓	✓	A, B, C, D, F & E	✓	✓	✓	✓
FD120	✓	✓	✓	A, B, C, D, F & E	✓	✓	-	-
FD240	✓	✓	✓	A, B, C, D, F	-	-	-	-

\* Solid panels, only available if leaf does not feature vision panels or louvres.  
Please request a data sheet for further details and product specifications.



### INDEPENDENT THIRD PARTY TESTING

We've always proudly invested in testing, and work closely with the experts at Warrington Fire to ensure our products are independently proven to conform to the stated performance standards and current legislation.

Our evidenced product performance remains unrivalled, and customers have peace of mind that our products will perform how we say they do.



# SPECIFICATION

## WHY CHOOSE INNA-DOR?

The versatility of **INNA-DOR** is unrivalled.

Every door is custom-built to your specification, and with a vast range of compatible hardware, vision panels and louvres you can be sure of a high performance and stylish solution that's built to last.

Not sure what you need? Our estimators will be happy to help build your specification, whether it's for just one door or a larger project.



### OVERVIEW



<b>Material</b>	Leaf: 1.2mm Magnelis® Frame: 1.5mm Magnelis®
<b>Thickness</b>	55mm
<b>Vision Panels</b>	Yes. Fire rating requirements may affect available specification.
<b>Louvres</b>	Yes. Fire rating requirements may affect available specification.
<b>Side Panels</b>	Yes - glazed, solid & louvred; removable, hinged or fixed. Fire rating requirements may affect available specification.
<b>Over Panels</b>	Yes - glazed, solid & louvred; removable, hinged or fixed. Fire rating requirements may affect available specification.
<b>Hardware</b>	Manual, automatic, panic, electronic lock. Range of door closers & limit stays available.
<b>Frames</b>	A, B, C, D, F & E.
<b>Warranty</b>	10 years in C3 / non-corrosive environments. 5 years and 3 years respectively in C4 & C5 areas.

# SPECIFICATION

# INNA-DOR

## INNA-DOR NON-FIRE RATED


**INNA-DOR** is available with a honeycomb infill to the leaf as standard. However, a honeycomb core cannot achieve the thermal performance of a mineralwool core, so for lower thermal transference please request a mineralwool infill.

To achieve U values as low as  $1.3W/(m^2K)$ , please ask for **OUTA-DOR THERM**.

LEAF	Honeycomb	Mineralwool
Infill	Honeycomb	Mineralwool
Vision Panels	Yes	Yes
Louvres	Yes	Yes

FRAME	Honeycomb	Mineralwool
Infill	None	None
Side Panels	Yes	Yes
Over Panels	Yes	Yes

CERTIFICATION	Honeycomb	Mineralwool
Smoke Rating	Tested to BS EN 1634-3	None
Fire Rating	Available on request - see overleaf	None
Thermal U Value	$3.1W/(m^2K)$	$1.5W/(m^2K)$
Acoustic Rating	Single: 26dB Double: 28dB	Single: 34dB Double: 36dB



Honeycomb infill



Mineralwool infill



The above outlines the broad scope of **INNA-DOR**, and is applicable to both single and double doorsets.

# SPECIFICATION



## INNA-DOR

### INNA-DOR FIRE RATED

**INNA-DOR** is available with 30, 60, 120 or 240 minutes fire rating as required.

All fire rated solutions feature a honeycomb core.



LEAF	FD30	FD60	FD120	FD240
Infill	Honeycomb	Honeycomb	Honeycomb	Honeycomb
Vision Panels	Yes	Yes	Yes	No
Louvres	Yes	Yes	Yes	No

FRAME	FD30	FD60	FD120	FD240
Infill	None	None	None	None
Side Panels	Yes <sup>#</sup>	Yes <sup>#</sup>	No	No
Over Panels	Yes <sup>#</sup>	Yes <sup>#</sup>	No	No

CERTIFICATION	FD30	FD60	FD120	FD240
Smoke Rating	Tested to BS EN1634-3	Tested to BS EN1634-3	Tested to BS EN1634-3	Tested to BS EN1634-3
Fire Rating	30 minutes Tested to BS EN1634-1	60 minutes Tested to BS EN1634-1	120 minutes Tested to BS EN1634-1	240 minutes Tested to BS EN1634-1
Thermal U Value	3.1W/(m²K)	3.1W/(m²K)	3.1W/(m²K)	3.1W/(m²K)
Acoustic Rating	Single: 26dB Double: 28dB	Single: 26dB Double: 28dB	Single: 26dB Double: 28dB	Single: 26dB Double: 28dB

The above outlines the broad scope of **INNA-DOR**, and is applicable to both single and double doorsets.

# Solid only.

Certifications and additional performance requirements may affect the availability and dimensions of certain product features; please ask for details.



# HARDWARE



# INNA-DOR

We're proud to work with the industry's leading hardware manufacturers to ensure we offer a broad range of high quality locks as standard.

For further information about our locking hardware, please consult our Locking Guide

## DEADLOCK



Arrone Deadlock  
Alt 1



Arrone Deadlock  
Alt 2



Arrone Deadlock  
Alt 3

## SASHLOCK



Hooply 95  
Sashlock



Arrone  
Sashlock



Hooply 95 Deadlock  
Alt 1



Hooply 95 Deadlock  
Alt 2



Hooply 95 Deadlock  
Alt 3

## TOILET LOCK



Arrone Toilet Lock

## NIGHTLATCH



Arrone Nightlatch  
Alt 1



Arrone Nightlatch  
Alt 2



Arrone Nightlatch  
With Snib

## LATCH



Arrone Latch

# HARDWARE

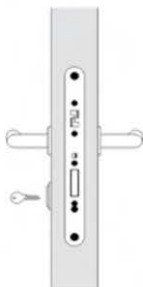


# INNA-DOR

## ACCESS CONTROL



Mechanical Keypad




EL560



Electric Strike



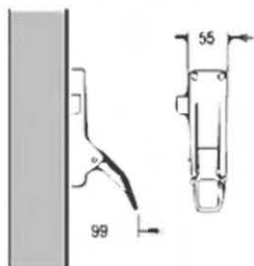
Electro-Magnet Lock  
Concealed Mounting



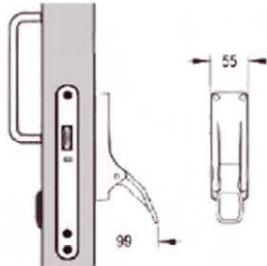
Electro-Magnet Lock  
Surface Mounted

## PANIC ESCAPE

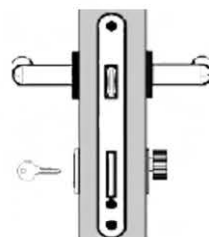
Emergency Application - EN179



Rim Panic Pad



Mortice Panic Pad

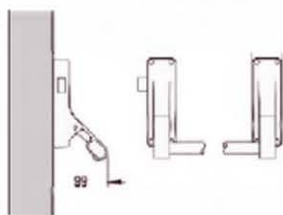


Escape Sashlock

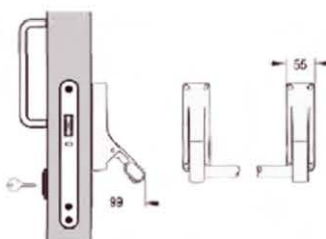


Escape Nightlatch

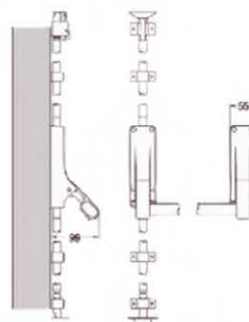
Panic Application - EN1125



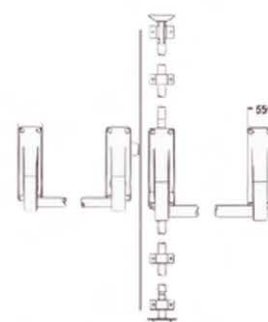
Rim Panic Latch



Mortice Panic Nightlatch



Two Point Panic Bolt



Double Door Escape

Escape door furniture can be fitted with a number of options for access from outside, such as panic latch or pad with a mechanical keypad - please ask our estimators for further information.

## LOOKING FOR MORE?

Please speak to our estimators if your preferred solution isn't listed here; this list is not exhaustive.

# AFTER CARE

# INNA-DOR

## WARRANTY

**INNA-DOR** is manufactured from Magnelis® for industry-leading corrosion resistance. Therefore, it is warrantied against corrosion dependent on the environment (as defined under BS EN 12944) as follows:



**YEARS**

### C3 LOCATIONS

All areas not classified as C4 or C5.



**YEARS**

### C4 LOCATIONS

Coastal towns or islands 300m to 2000m from the sea.



**YEARS**

### C5 LOCATIONS

Marine environments within 300m of the sea.



If your **INNA-DOR** is to be installed in a C4 or C5 location, then this **must** be declared when requesting a quotation to ensure that upgraded hardware and apertures are specified.

Please note that C4 and C5 PPC finishes provide additional environmental protection, but do not extend the overall anti-corrosion warranty.

All mechanical elements of your door – including hardware - are warrantied for 5 years.

For further details, please see our full warranty document which is available on request.

## ABOUT MAGNELIS®



Magnelis®



Galvanised Steel

Pictured here are the results from our 1000 hour salt spray test, comparing Magnelis® alongside galvanised steel.


The results are clear; Magnelis® resists corrosion for much longer than standard galvanised products, which is reflected in our unrivalled 10 year anti-corrosion warranty.

So, how does it work? Magnelis® is a metallic coating with a unique composition of aluminium and magnesium. It forms a very dense, stable, and durable layer of protection, which prevents the underlying steel from coming into contact with the ambient environment. It therefore gives all shaped steel the same level of protection as flat surfaces.

Magnelis® is used as the base material for a number of our other doors, including **OUTA-DOR**, **TUFF-DOR 2.1** and **SECUR-DOR 2.1** - please ask our estimators if you'd like more information about any of these products.



# UK & IRELAND SALES AREAS



# THE **TRADE ONLY** COMPANY YOU CAN TRUST



## 10 YEAR WARRANTY

Up to 10 years anti-corrosion warranty on doors manufactured using Magnelis® steel.\*

\* Warranty duration differs for alternative materials.



## MADE-TO-MEASURE

All steel doors are made to order at our UK factory, available in a broad range of heights and widths, and delivered fully assembled.



## THIRD PARTY CERTIFICATION

All our products are third-party tested to give you peace-of-mind that they perform how we say they do.



## HARDWARE FITTED

Hardware is already fitted to the door in the factory, saving time and effort on-site.



## HIGH QUALITY LOCKS AS STANDARD

Locks are always fitted into a purpose made internal reinforcement box, not hung from the fore end plate loose in the leaf.



## FULL FITTING KITS SUPPLIED WITH EVERY DOOR

Kit includes a 12mm allen key to make frame adjustment easy, and a selection of drill bits for fitting into concrete or steel.



## QUICK, HASSLE-FREE FITTING

Fitting a Robust door is quick and easy thanks to adjustable fixing feet and variable sub-frames, always supplied as standard.



## SOME LITTLE EXTRAS

We supply a pot of touch-up paint with every door, along with a tube of clear mastic for use during installation to prevent water ingress under the threshold.



## DELIVERY TO SITES ACROSS THE UK

We can deliver your doors to any site across the UK.

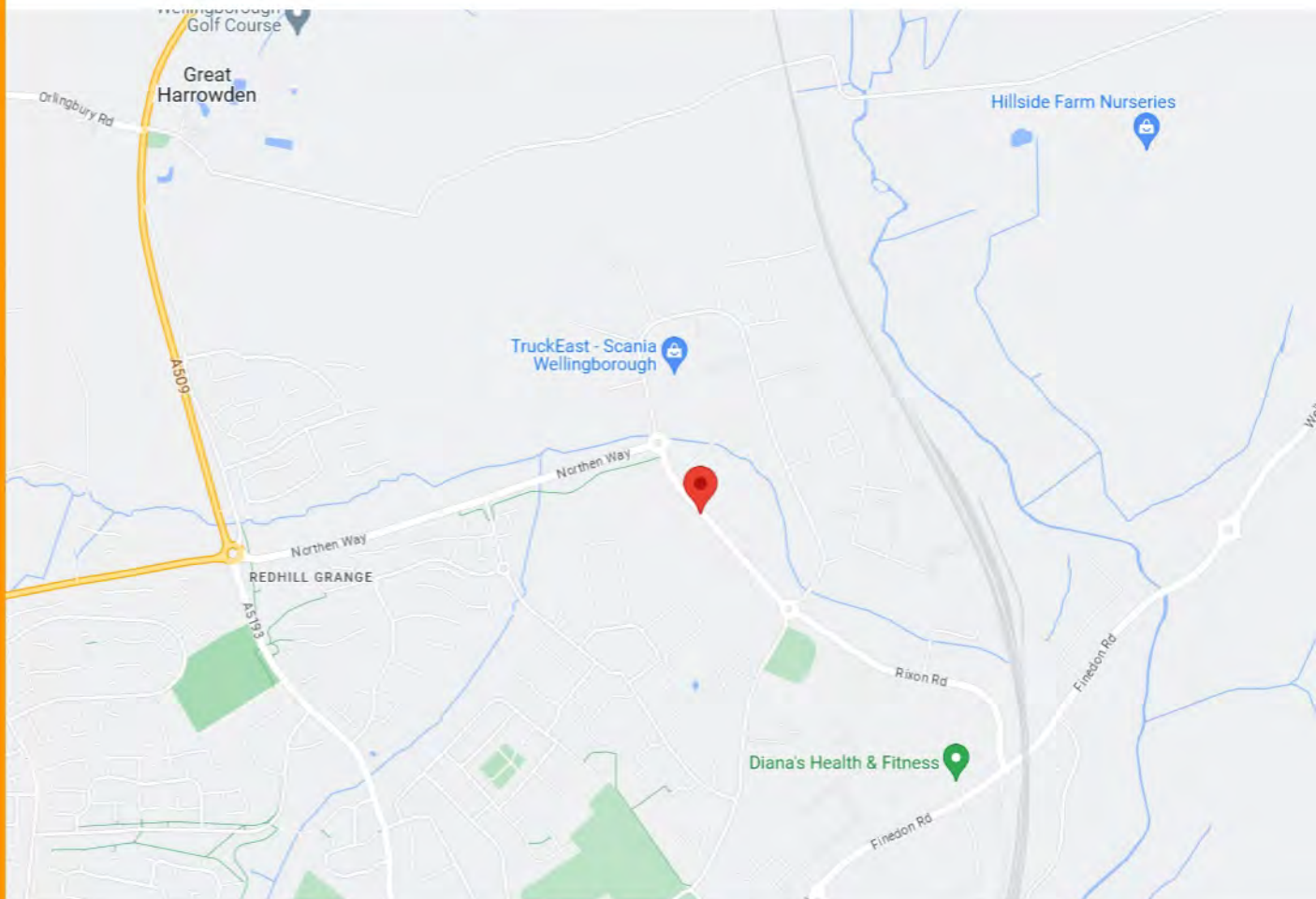


## INSTALLATION TRAINING & SUPPORT

We can provide installation training to your fitters and assist on-site if required.

**ROBUST**

PROTECTING  
PEOPLE & PROPERTY



**29-31 STEWARTS ROAD  
WELLINGBOROUGH  
NORTHAMPTONSHIRE  
NN8 4RJ**

**EMAIL: [ENQUIRIES@SAMSONDOORS.CO.UK](mailto:ENQUIRIES@SAMSONDOORS.CO.UK)  
TELEPHONE: (01933) 448850  
MON - FRI 8:00AM - 5:00PM**

**Samson**

