



SeceuroGuard 1001 Retractable Security Gate

Common Use : Internal and selected external high security domestic, commercial and retail applications. Each gate carries the LPCB mark on a metal plate fixed to the outside of the product.

CONSTRUCTION

Lattice : High grade steel in 'X' lattice as standard and 'S' lattice as an option.

Weight : 19kgm nominal.

Stock colours : 40 colours available as standard stock finishes.

SIZES

Maximum Height : 3000mm. **Minimum Height :** 1000mm.
Maximum Width (bi-parting) : 6000mm. **Minimum Width (bi-parting) :** 1000mm. **Maximum Width (single sash) :** 3000mm. **Minimum Width (single sash) :** 500mm.

GENERAL ARRANGEMENT

- 1 Top hung on nylon coated steel bearings.
- 2 All galvanised steel construction.
- 3 Powder coating in a range of colours.
- 4 Fits within or around the reveal.
- 6 Four point locking from a single key with the lock mechanism shielded by a steel plate.


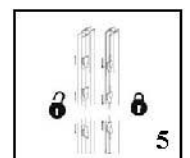
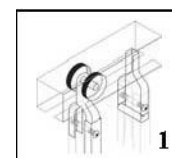
5

Strong steel lattice with smooth durable finish.

Overlapped locking profiles.

Optional folding bottom track.

The 1001 has a specially designed lattice assembly system utilising high grade steel screws (patented).



INSTALLATION CRITERIA

LPS
1175.

The validity of the LPCB certification is contingent upon each security gate being installed in accordance with the requirements of

Reveal or face installation

Minimum fixing distance from edge of reveal : 50mm.

Maximum fixing distance from any corner : 100mm.

Maximum distance between fixing : 400mm.

- All fixing heads spoiled:

- o Masonry : 2.5" x 12s

- o Wood : 4.0" x 12s

o Steel
: 1.0"
x M8s

Please note: SeceuroGuard 1001 is not available with the hinge aside option, bottom running option, split top bottom tracks, removable bottom track or split sashes. These features are available on the non insurance approved SeceuroGuard 1000.