

# York


York **solid-built** side hinged garage doors and personnel doors are made with selected cedar mouldings, cedar tongue and grooved boards and raised and fielded cedar panels dependent on style. No steel bracings are used, just glorious timber - from the back they look just as good with edge-to-edge timber. Doors from the Somerset, Buckingham and Balmoral up and over ranges are available in side hinged and personnel versions within the York range.

Personnel doors are designed to suite with either up and over or side hinged versions of a design. The design features of the larger door are scaled to suit the proportions of a personnel door - the Chartridge design shown below illustrates the effect. If you have a special design in-mind, get in touch - we are always able to find a solution (we're good with wood!...)



Shown with rebated frame and threshold.

**A selection of styles only are show here** - If you see a style you like in any of the ranges it will almost always be available in the York range - each style is marked if it has the option. If not, just call - we'll always have a solution!



### Colours



\* Available with square or diamond lattice leading as a no cost option (see page 22-23).

# Coach house york

## The York Coach House range

# traditional



**The Bierton**



**The Burnham**



**Side hinged & personnel doors - traditional style**

Side hinged garage doors and personnel doors are constructed using traditional build methods that employ mortice and tenoned joints for rigidity.


The side, top and bottom rails are all machined using 43mm thick timbers and rebated centre rails eliminate gaps between panels for added security.

Beautifully solid, these doors are matched with high quality hardware for a long and reliable life.

**The Coleshill\***




**The Chalfont**



**The Gawcott**



**The Ickford\***



Rounded chamfer detailing is available as a cost option on tongue and groove design doors - the Bierton, Burnham, Coleshill, Chalfont, Gawcott and Ickford.

**The Tickenham**



**The Washford**





Contemporary Pack (Standard)



Also available with silver effect hinges, finger pull, bolts and white stays.

Classic Pack



Also available with silver effect hinges, finger pull, bolts and white stays.

Traditional Pack



Quality hardware

Side hinged garage doors and personnel doors are hung with three brass-effect hinges per leaf or with the option of a pair of classic strap hinges in black or silver colour or traditional strap hinges in black wrought iron.

Side hinged doors have a night latch and finger pull (commonly used on front doors) with the option of a mortice lock and lever set – see individual furniture packs (right) for details. Personnel doors have a mortice lock and lever set as standard. Side hinged doors have shoot bolts top and bottom to secure the inactive leaf and door stays to hold the door in the open position.



Personnel doors have a mortice lock and lever in brass effect as standard. Side hinged doors can also be fitted with this as an alternative to the standard night latch. Also available in silver effect and antique.

Colours



Coach house  
york

The York Coach House range

traditional



**York Adstock**



**York Granborough\*\*** Shown finished in Mahogany



**Extra details that make the difference**

The quality of the joinery really sets these doors apart. Elegantly chamfered edges and other detailing is both practical, protecting edges, and attractive.

Side hinged doors have a rebated leading edge, that, when matched with one of our frames with its stop bead, creates a well finished job.

Personnel doors are available with a rebated frame and have a mortice lock and lever set as standard - the classic side door for a garage.

Both side hinged and personnel doors are available with a hardwood threshold to add a finishing touch at floor level.

**York Salford**



**York Taplow**



**York Marston**




**York Padbury**



**York Sherington\*\***



**York Whitchurch**



Rounded chamfer detailing is available as a cost option.



\*\* Available with windows to the top features with plain square or diamond lattice leading as cost option. See page 22-23.



### Frames?

All doors are available with the option of a frame. Frames are built from galvanized steel and finished in white or brown or a choice of soft or hardwoods.

Super-Chassis Doors up to 10'0" wide X 7'0" high (3048mm X 2134mm) are supplied with the frame pre-fitted to the door. Doors over this width or height are supplied with the frame as a knockdown kit for assembly on site. Timber frames are supplied as knockdown kits and can be finished to match the door panel for a coordinated look.

For full sizing details on frames and all doors see our price list, however frames are available for canopy doors in 60mm frame leg widths and 75mm for retractable doors. All timber frames have 70mm frame leg widths and are either 70mm or 90mm deep - double doors and side hinged doors always have 90mm deep profiles.



Stippled Plain




Stippled Square Leading




Stippled Diamond Leading



Clear



Steel White (Super-Chassis) Steel Brown (Super-Chassis) Hardwood



Softwood Cedar Clad Softwood Cedar Clad Hardwood



Idigbo Oak Rebated Personnel

### A word about windows

Doors that feature windows are constructed with sections of stippled polycarbonate that allows light to pass into the garage but cannot be seen through. Clear polycarbonate is available as a no cost option. A further option of 4mm toughened glass in stippled or clear is available as a cost option.

The Colsehill, Radnage, and Ickford styles from the Buckingham, Balmoral and York range are also available with square or diamond leading as a no cost option.

The Granborough and Sherington styles in the Buckingham, Balmoral and York ranges are also available with windows to the top row of features as a cost option in plain or with square or diamond leading.

# options Coach house

versatile

The Coach House collection




### Finishes


All doors are treated with a base coat ready for staining. Fully finished doors are also available in a range of colours. Woodrite uses the TEKNOS wood finish system for both Cedar and Idigbo and recommends this for on site finishing - contact Woodrite for your nearest stockist. Photographic and printing processes make it impossible to guarantee colours from this brochure and images are intended as a guide only.




#### Cedar



#### Idigbo and Oak



The image right shows the effect of the base colour of the timber on the finished colour. All are Cedar, treated with our basecoat preservative (1), the first coat of Light Oak (2) and the final second topcoat of Light Oak (3). The colour variation across a light, medium and dark mottled timber can be seen from left to right. All Woodrite doors are made from timbers selected to blend well for depth of colour, however, by its very nature, uniformity for every door is not possible. Some doors will be made from predominantly darker timbers and some will be made from predominantly lighter timbers. Each will have a different density for the same colour finish so if you are matching to other timbers, talk to our customer services team about samples.



Narrow board



Wide board

### Wide board

Design variants are easily accommodated - standard designs that feature narrow boards can also be built using wide boards, giving designs a more "solid" look. If you'd like this option or any other detailing just get in touch and we'll confirm what can be achieved - wood is a very flexible material and we're happy to work to your designs - its all part of the Woodrite way!

